

THE GOLDFISH
and its
CULTURE







Class SH 167


Book .G6M94

Copyright N^o _____

COPYRIGHT DEPOSIT.







FAN-TAILED NYMPHS.

THE GOLDFISH
AND ITS SYSTEMATIC CULTURE
A THOROUGH GUIDE FOR
GOLDFISH KEEPING AND GOLDFISH BREEDING
IN THE HOUSE AND OUT-OF-DOORS

THE
CONSTRUCTION AND CARE OF THE PARLOR AQUARIUM
AND PONDS FOR BREEDING

BY

HUGO MULERTT

CORRESPONDING MEMBER OF THE IMPERIAL RUSSIAN SOCIETY FOR THE
ACCLIMATIZATION OF ANIMALS AND PLANTS

Editor and Publisher of "THE AQUARIUM"



With Colored Frontispiece, Twelve Plates and many Text Illustrations from Nature

BROOKLYN-NEW YORK

THIRD EDITION

PREFACE.

HERE are not many, if any, homes in the country or suburbs of large cities where fish culture could not be indulged in, either as an agreeable pastime or with a view of realizing an income from it.

Being accidentally drawn into the culture of ornamental fish through a genuine love of Natural History, I have, for the past ten years, given it my exclusive attention.

The originality of the method I describe in the following pages I claim as my own, and it has been my earnest endeavor to speak plainly and to the point, giving the full results of my long experience, not intentionally withholding any facts or secrets that would in any way have a bearing upon the success of the business.

This method has the decided advantage of applying equally to the culture of goldfish, no matter upon what scale it is carried on, whether the establishment is intended to produce hundreds of thousands of fish annually, or be engaged in with limited means by the deserving widow or invalid who wishes to add something to a restricted income.

With these objects in view, and to promote a more thorough knowledge of the goldfish, as well as to stimulate the study of Natural History, I have made every exertion, and should my efforts meet with the approval of an intelligent public, I shall consider that I have not labored in vain.

HUGO MULERTT.

CINCINNATI, O., July, 1883.

PREFACE TO THE NEW EDITION.

Manyfold indeed were the acknowledgments of the usefulness of this little volume. It has been translated abroad in four different languages, and it is to-day used all over the civilized world and acknowledged authority on the subject upon which it treats. The scores of letters which I received from all parts of the world, applauding my method, are proof that the volume as it is, is a reliable guide.

Only a few important additions, but no corrections, appeared to be necessary for this new edition.

HUGO MULERTT.

Brooklyn, N. Y., March, 1896.

PREFACE TO THE THIRD EDITION.

I wish to thank my patrons for the kind and frank acknowledgments of the usefulness of my little volume. May this new, enlarged and improved edition prove as successful as a guide and receive as hearty a welcome by the reading public as did the two preceding editions.

HUGO MULERTT.

BROOKLYN-NEW YORK,

August, 1902.

CONTENTS.

PART I.

The Goldfish and its Types.

CHAPTER I.

THE ADVANTAGE OF GOLDFISH CULTURE.—Culture of Pet Animals and ornamental Plants. Their influence..... 3

CHAPTER II.

THE HISTORY OF THE GOLDFISH.—Its origin. Goldfish keeping in China and Japan. First introduction into Europe. Naturalized Goldfish in America. Introduction of new types..... 6

CHAPTER III.

THE GOLDFISH AND ITS HABITS.—A product of artificial propagation. Degenerated stock on Long Island. Cause of degeneration. Scientific name of the fish. General characteristics of the Genus. Habitat and food. Their mode of reproduction. The coloring process. Growth. Enemies. The memory of Goldfish. Tame Goldfish.. 9

CHAPTER IV.

THE TYPES OF GOLDFISH.—Classification of same. Description of the types and their varieties. The crossing of species. The favorable influence of food and climate. Points for judging a goldfish. Explanation of technical terms..... 17

CHAPTER V.

PSEUDO GOLDFISH AND THEIR VARIETIES.—Description and historical sketches of same 29

*PART II.***The Aquarium, its Construction and Care.**

CHAPTER VI.

THEIR HOME WITHIN OURS.—The Aquarium. Its Location, illustrated..... 33

CHAPTER VII.

THE TANK.—The Construction of one, illustrated. The Frame or Mantle for same. The Stand..... 39

CHAPTER VIII.

THE PLANTS FOR THE AQUARIUM.—The Purpose of the Plants. Description of the best for the purpose. Caution against wild plants. 45

CHAPTER IX.

ARRANGING THE COLLECTION.—A list of plants for the collection. Planting the aquatic garden. Filling the tank. Stocking the Aquarium. Number of Specimens..... 54

CHAPTER X.

GENERAL MANAGEMENT.—The daily care. Re-arranging the Aquarium. 59

CHAPTER XI.

SUNDRY DIRECTIONS.—When is an Aquarium most desirable? An aquarium out-doors. When and what to feed goldfish. Tadpoles and snails. Conditions of the water. Tuffstone..... 62

*PART III.***The Ponds and their Construction.**

CHAPTER XII.

ABOUT FISH-PONDS IN GENERAL.—Distinction of the Name. Reason for the Establishment of Ponds. The Monks as Fish-culturists. Profitableness of Pond-culture. The German Carp. Old Establishments. Largest Fish-ponds on the Globe. Necessity of Pond-culture, in the United States. Consumption of food fishes in this Country. Reason for it. Riches of the Rivers in former Days. Pisciculture compared with Agriculture. Culture of Ornamental Fish..... 67

CHAPTER XIII.

THE CONSTRUCTION OF PONDS FOR GOLDFISH CULTURE.—The Different kinds of Ponds. The Value of a Pond. Location or Site for the Ponds. Arranging the Ponds Advantageously. Ways of Constructing a Pond. Ponds for Different Purposes. The Number of them. Spawning, Rearing, Storage and Winter Ponds. Depth of the Same. The Dams. Their Construction. The Inlet. The Outlet. Its Construction. The Water Supply. The Supply Channel..... 71

CHAPTER XIV.

THE AUTHOR'S ESTABLISHMENT.—Illustration. Description..... 77

CHAPTER XV.

THE PROPAGATING BED.—Construction of the Same. Economical use of Materials. Advantages of a False Bottom. Location of the Bed. The Nursery.
 THE REARING POND.—The Size of it. The Water Level. Circulation of the Water. Plants for the Pond.
 THE STORAGE POND.—Its Purposes.
 THE WINTER POND.—Its Construction and Requirements. Other Winter Quarters 79

*PART IV.***The Propagation and Care of the Goldfish.**

CHAPTER XVI.

THE ANATOMY AND PHYSIOLOGY OF THE GOLDFISH.—The Scales. The Fins. The Gills. The Heart. The Voice. The Air-bladder. The Stomach. The Eyes. Hearing. The Act of Sleeping. Taste. Smell. Reproduction. Female Organs. The Ovary. The Oviduct. The Male. The Spermatic Organs. The Spermatazoa. The Egg. The Fecundation of the Egg. The Development of the Embryo. The Perfect Fish. The Yolk-bag..... 84

CHAPTER XVII.

PROPAGATION.—Classification of Fish. Artificial Impregnation of the Eggs. Natural Impregnation. The Main Points in Goldfish Culture.
 SELECTION OF BREEDERS.—The Season. The Condition of the Fish. Their Health, Shape, Color, and Habits. The Distinction of the Sexes. Sterile Goldfish. Number for a Set. Size. Age 90

CHAPTER XVIII.

- PREPARING THE SPAWNING BED.—Material to Catch the Spawn. Catching
Spawn in Open Waters. Duration of the Spawning Season. Length-
ening of the Same. Re-mating the Breeders..... 95

CHAPTER XIX.

- CARE OF THE EGGS.—Advantages of an Early Season. Gathering the Eggs.
The Incubating or Hatching Jar. Quota of Eggs to the Jar. Location
during Hatching. Time Required for Incubation. Temperature of the
Water. The Advantage of Hatching in Jars 97

CHAPTER XX.

- FIRST CARE OF THE YOUNG.—Preparing the Nursery. Removal of the
Young to the Nursery. Protection against Enemies. Transferring to
the Rearing Pond. Manner of Catching and Handling the Fish. Tem-
perature of the Water during the Change. Time Required..... 99

CHAPTER XXI.

- SETTING OUT THE YOUNG FISH.—Filling the Pond. Natural Food contained
in the Water. Appearance of injurious Insects. Precaution necessary
in Setting out the Young. Number of Young to each Pond. Time re-
quired for Growth and Coloring. Fish-culture in the Parlor. Hatching
in a glass Tumbler. Spawning in an Aquarium..... 101

CHAPTER XXII.

- CARE OF THE PONDS.—Condition of the Water. Time of Supplying the
Ponds with Water. The Supply Drain. Grass and Weeds on the Dams.
Removing extraneous Matter. Cleaning out the Ponds. Care of the
Ponds in the Winter. Changes to be made..... 103

CHAPTER XXIII.

- FISHING THE PONDS.—Draining off the Water. Removing the Fish. Assort-
ing them. Caution in Handling.
DOMESTICATING THE FISH.—The Fish in the Storage Pond. The Gradual
Change of Diet. The Quality of the Food. Domestication Completed.
Caution to be observed near the Ponds..... 105

CHAPTER XXIV.

CARE OF FISH IN STORES.—Manners of Keeping them. The Supply of Oxygen in the Water. Plants the means of producing it. Location of the Tank. Shape and Construction of the Same. Management of the Tank. Precaution against spread of Disease..... 107

CHAPTER XXV.

TRANSPORTATION OF FISH.—The Shipping Can. Wooden Jacket Can. Rules of Express Companies. About Shipping. Filling of the Can. Time of Shipment. Delay while in the Hands of Express Companies. Bucket for Shipment. Shipping to great Distances. Transatlantic Shipping Can. Rules for Shipment. Treatment of Fish while *en route*. The Same when arriving in Bad Condition..... 109

PART V.

Enemies and Diseases of the Goldfish. Requisites, Tools, etc.

CHAPTER XXVI.

THE ENEMIES OF THE GOLDFISH.—Goldfish Destroy their own Eggs. The Pond Snail. The Water Asell. The Water Flea. The Boat-fly. Its Destructiveness. Other Varieties. The Yellow-banded Water Beetle. Its Larva. The Black Water Beetle. Its Cocoon. Its Grub. How to destroy them. The Dragon-flies. Libellula. Aeshma. Agrion. Their Copulation. Mode of Depositing their Eggs. Their Grubs. Their Destruction and Enemies..... 113

CHAPTER XXVII.

THE ENEMIES OF THE GOLDFISH, CONTINUED.—The Crawfish. Its Destructive Habits. The Frogs. Useful and Destructive Varieties. Indirect Injuries from their Tadpoles. How to Destroy them. Protecting the Toad. Difference of their Spawn. The Water Spider. Salamanders and Newts. Their Tadpoles Destructive. Adults harmless to Man. Water-snakes. Safest way to Destroy them. A Snake-trap. Cranes and Herons. Their Mode of Fishing. The Kingfisher. Turtles and Alligators. The Musk-rat. Their Destructiveness. How to set a trap for them. The Raccoon. The Mink. The Duck. The Goose. The Swan. The House-rat. The Cat..... 122

CHAPTER XXVIII.

THE DISEASES OF THE GOLDFISH. Its Healthy State. Its Sickly State. General Causes of Disease. Asphyxia. Its Cause. Its Cure. Tuberculosis. The Cause of it. Slime or Itch. Bacteriæ, the Cause. Treatment of the Disease. Dropsy. Treatment of Specimens affected with it. Erysipelas. Improper Feeding the Cause. Its Prevention and Cure. Accidents. Assisting Nature in Healing Wounds. Conclusion	129
---	-----

CHAPTER XXIX.

REQUISITES AND TOOLS.—Dip-nets. Glass Jars. Other Necessaries. .	137
--	-----

CHAPTER XXX.

PROFITABLENESS OF GOLDFISH PONDS.—Will it pay? Difference in Markets. Percentage of Young grown to Perfection. Goldfish Culture as Out-door Recreation.....	139
---	-----

DIAGRAMS OF

Aquarium tools.....	141
Comparative, typical shapes of goldfish.....	142-3

INDEX TO PLATES.

COLORED FRONTISPIECE.—Fan-tailed Nymphs.

PLATE I.—Fringe-tailed Globe Dragons. Copied from an elaborate Chinese fruit-platter, 26 inches in diameter, made in province Quang se for Emperor Keen Lung, about 1737. Now in the possession of George E. Saulnier, Esq., of this city. The colors of the fish are deep vermilion on back fading to lighter on sides, and pearly white on the abdomen, eyes light peacock blue in light vermilion setting.

PLATE II.—Fringe-tailed Globe Telescopes. Copied from a plate about one hundred years old of the famous W. A. Sale's collection of old Chinese plates. The one nearest the upper left corner is milky white, the scales being edged with gold; the one next to it solid deep vermilion, scales edged with gold and on each a golden spot. The eyes of both are light blue. The middle one is jet black, the eyes included; it has no dorsal fin. The lower one is deep vermilion, its scales are edged and spotted with gold, eyes blue.

PLATE III.—Two Fringe-tailed and One Hooded Globes. Copied from a piece of Cloisonné (Shippo) made recently in Japan. Colors of all, vermilion on back (in blotches); sides and abdomen delightfully pearly and pink; eyes green. These and the preceding are reproduced here for comparison sake.

PLATE IV.—Portrait of one of the original fringe-tailed Globes brought to this country by Admiral Ammen in 1878, made at that time. This fish was for a short time on exhibition at the old New York Aquarium as the \$5,000 fish; \$3,000 were actually offered for it and refused. It is the ancestor of those Mandarin Globes shown on Plate VIII., and of all the Comets. An aerial leaf and flower-spike of Sag. "Frances M," half natural size.

PLATE V.—Comet and Large-tailed Nymph. Section of an aquarium fram>.

- PLATE VI.—Nymphs in the act of spawning. Common Fanwort.
- PLATE VII.—The Disc or Tumbler. Floating arrowhead and a ramshorn snail.
- PLATE VIII.—Mandarin Globes three years old and Vivid Fanwort.
- PLATE IX.—Fringe-tailed Globe-Telescope, dolphin-tailed Dolphin-Owl and Mulertt's Ludwigia.
- PLATE X.—Golden-Carp and Purple-Carp. Sagittaria "New Era" and Spring moss. Common pond snail (*Lymnæus fragilis*).
- PLATE XI.—Golden-Tench and *Anacharis canadensis*.
- PLATE XII.—Golden Orphe. Sagittaria "Frances M." (young stage) and Common Hornwort.
- NOTE.—These correct outline illustrations are printed in tint on water-color paper to facilitate their being hand-painted by amateurs as souvenirs, either after living specimens or by following the color descriptions of the various types contained in this volume.

PART I.

THE GOLDFISH AND ITS TYPES.

CHAPTER I.

“—and have dominion over the fish of the sea and over the fowl of the air, and over every living thing that moveth upon the earth.”—GENESIS I: 28.

THE ADVANTAGE OF GOLDFISH CULTURE.

Why was the goldfish cultivated in times immemorial, and why has it become a household pet with us? There must have been some advantage in their culture, for man, as a rule, does not do anything without a gain of some kind in view.

When the Great Creator made this world and everything upon it, he selected man as its master, and therefore man is acting in accordance with his command when, without abusing his privilege, he is making everything upon it subservient to himself, using it to his advantage.

In the course of time, he has made a faithful companion of the dog and a useful servant of the horse; fowl as well as ornamental birds he cultivates for the sake of their plumage or song; he cultivates bees for the honey and the wax they

collect for him ; and the silkworm enjoys the attention of man on account of the raw material that it supplies for the manufacture of beautiful ribbons.

Of the vegetable kingdom, he cultivates not only the tree for the sake of its wood or the fruit it bears that he may use it as building material or food, but he also grows the rose-bush and other ornamental plants for the sake of the colors, perfumes, and shapes of their foliage and flowers. He cultivates these near his home where his friends and he can enjoy their presence, or where he can easily gather a handful of flowers and foliage to delight some friend or some sick person, or wherewith to decorate his table or dress. Man even goes so far as to build costly structures for the sole purpose of cultivating ornamental plants. Why does he do all this? Because he has discovered that the influence of foliage and flowers upon man is beneficial in a high degree, and to secure these benefits for himself he considers ample gain. Any labor or capital expended on their care is considered well invested by him.

All that can be said in favor of the culture of ornamental plants, applies likewise to the culture of goldfish. The gain man derives from this is of a similar nature.

The goldfish used to be looked upon as an animated toy, and such it is and a very interesting one at that, but since it has been found out what an important factor its influence is upon the nervous system of man, it is now more correctly seen as a sorrow banisher.

The charm that is spread from an animated picture formed by one or more goldfish contented and silently disporting or moving dignifiedly about in proper surroundings, words alone cannot describe ; it must be experienced. Such a picture is

continually changing and is open to endless settings at the option of its owner. Any observer, be he rich or poor, young or old, full of health or confined to the sickroom, of nervous disposition or otherwise, derives benefit from it. This fact is no longer disputed.

The goldfish is a moving toy for the infant and a welcome object for the developing child to watch. The care of goldfish is instructive, stimulating and educational to the advanced child; an interesting and entertaining ornament to the ripe and the declining age.

The colors, shapes, and motions of the goldfish are so attractive and interesting, their manners so pleasing, their character so peaceable and innocent, and their wants so modest—even their lack of voice is a point in their favor—that it appears indeed as if they were designed by the Creator to entertain man and banish his sorrows.

Goldfish, properly cared for, are a blessing to any home and nobody need fear that it is cruel to keep them in apparent captivity. God designed man to be their master, and if he treats his pets judiciously he will meet with His approval.




CHAPTER II.

THE HISTORY OF THE GOLDFISH.

Long before the principles upon which the success of an aquarium are based were understood, goldfish were kept and tenderly cared for, merely because they are beautiful, and besides being in a sense pets, upon which to lavish much solicitude and attention, served the purpose of an animated ornament, than which it is difficult to find a more beautiful and desirable substitute. The very fact of their being denizens of a different element than that in which the most familiar domestic animals and pets live, served to surround them with a halo of fascination that prompted their admirers to expend upon them any amount of time and pains to keep them in a flourishing condition, and ever ready to be displayed before the chosen guest in the household.

Their wonderful tenacity of life, the gorgeous colors in which they are clothed, both contributed to make them adapted to life in the aquarium and grace the elaborate structures that were framed for the express purpose of displaying them to the best advantage.

The goldfish, we are told, like many other things, originated in China, though, so far as this is concerned, its history is involved in



much obscurity. The first mention we find of it is in the "Arabian Nights' Entertainments," in the story of the Fisherman and the Genii, a story, which like those accompanying it, is of Persian origin. It is, however, frequently represented in the old Chinese paintings, and appears to have been held in great esteem, insomuch as several of the ancient and distinguished families among the Chinese carried it as a component part of the family coat of arms, or as an ornament upon their armor. In short, the goldfish has always been looked upon as a kind of superior being among the finny tribe, the ancients even dedicating it to their well-beloved goddess, Venus.

In China, even at the present day, the goldfish enjoys the admiration of all, and may be seen in almost every house, inhabiting a richly-decorated China bowl, or disporting itself in lakelets in the gardens, made for its especial care and enjoyment. They are alike admired and beloved from the august Emperor on his throne of State down to the most humble and impoverished peasant in the realm, all seeing in it an object worthy of care, and, it might be said, of love. So intense is the fondness for the goldfish in the land of Chinamen that it has begotten a study of them and their habits, that amounts to a science. All the resources of the knowledge of them, thus gained, have been exhausted in the production of new varieties by the crossing of different species, and with marked success.

In the larger cities the fish are regularly brought to market and offered for sale, very much as our florists offer their flowers and plants. For that purpose they are separated into pairs, and placed in little vessels made of bamboo, and, together with some bit of water plant, are sold to ready and ever eager purchasers; the prices ranging according to the variety and perfection of the specimens.

The mandarin, in person, may sometimes be seen in the markets buying fish for his aquaria, which, indeed, are often made of carved ivory, and inlaid with gold. These purchases he makes with the

same relish and delight that one takes in making a new and valuable addition to his conservatory.

The most choice and beautiful varieties are obtained from a lake in the province of Che-Kyang.

The first introduction of the goldfish into Europe is variously dated, the years 1611, 1691 and 1728, A. D., each having claims for that honor; it may be said also that the variety introduced was the poorest and cheapest the Chinese had.

The first seen in France, however, were those imported for the famous Madame de Pompadour. Soon afterwards they became quite common, as it was found that they thrive well in the waters of Southern Europe, especially in Portugal, where they sprang from a few small fish, said to have escaped from a vessel newly arrived from China. In that country they are now considered a delicacy for the table. It was not long until several streams in the neighborhood of Lisbon absolutely swarmed with them, and it is from this source that all Europe became stocked with them. From Europe the fish were brought to America, and quickly won their way into favor. For the last forty years, perhaps, these fish have become wild in the United States. Some having accidentally escaped into open waters, they soon made themselves at home, became thoroughly acclimated, and in consequence the goldfish has been quoted by several authors as a native American fish. It is true that, having been born here, they are in one sense native, but are *not* native in the sense, origin, as having originated here. Living thus in a wild state, the fish has greatly degenerated from the original standard. Through the efforts of the late Admiral Dan. Ammen, U. S. N., the cultivation of the goldfish in the United States has received a new impulse.

This gentleman, but a few years ago, brought from Japan a number of specimens of the choicest varieties which have since been reproduced with marked success.

CHAPTER III.

THE GOLDFISH AND ITS HABITS.

The goldfish is a product of artificial cultivation; its ancestor is, in the author's opinion, the Crucian carp (*carassius sinensis*), a native of China, of which the Karausche (*Carassius vulgaris*) of Germany is the European representative. The Chinese and other oriental people have cultivated this fish for many centuries as an ornament. By selecting specimens having accidental peculiarities in their anatomical structure or color, so-called "sports", as breeders, and assisted by the influence of climatic changes and different diet, they have gradually produced many, more or less fixed, beautiful or odd types of goldfish.

It is a fact, that if any of the types now under cultivation are left to themselves in open waters unprotected, they invariably and quite soon lose their brilliant colors and peculiar shapes and assume the form and modest olivaceous coloring of the Crucian carp.

Some twelve years ago I found in a lot of about one thousand of such carp, caught in an old out-of-the-way pool on Long Island, seventeen specimens, about six inches in length, with telescopic eyes. Most of them had but one eye thus shaped, but in five both eyes were telescopic and as large and perfectly developed to be a point of excellence to any telescope fish. When I called the attention of my regular fisherman, a person who could neither read nor write, to these fish,

he informed me that as long as thirty-five or forty years ago he used to fish in this pool for wild goldfish, and frequently caught one with such protruding eyes ("bullfrog eyes", he called them) and spherical body, some with remarkably large fins ("swollen and hunchbacked, with their tails all mixed up," his words). He looked upon such specimens as being deformed by disease, and to prevent an infection of the others in the pool he used to throw them ashore to die. He finally stopped fishing in that pool because of there being no more "goldfish" in it.

It appears that some retired China-trader had, in the first half of last century, brought some of the choicest types of goldfish with him from China to enjoy them in this little lake or pool on his country-seat. After his death this home, being somewhat out of the way, was neglected and the fish forgotten until the pool was accidentally discovered by my informer.

Now this one case, to which I could add others, should be sufficient to substantiate the author's opinion as recorded above. This man, in his ignorance, was destroying as fast as he could a product of science, the result of centuries of care and ingenuity.

In open waters, not fished by man, the bright colored or slow-moving types fall a prey to fish-eating birds or to enemies in the water. In both cases the result is the same, a return to the primitive stock, the reproduction of the more modest types, their colors and shapes being more protective for a natural wild life, is encouraged to the detriment of the bright colors and odd shapes of others.

The goldfish belongs anatomically to the carp family (*Cyprinidae*), a large family of fresh-water fishes distributed all over the globe, of which it forms a distinct genus (*Carassius*). The scientific name of the true goldfish is "*Carassius auratus*."

The popular name "goldfish" was given to the entire genus because the first that were brought to Europe were of a golden color and lustre, and we now speak of a crimson, yellow, pink, blue or black goldfish with as much propriety as we specify the color of the rose. "My cousin drives a rose-colored horse," said a girl—the horse was a white one. Was that girl wrong?

The general characteristics of the genus, which all the types and its varieties have in unison, are: Body covered with uniformly-sized, firmly attached scales (the "nudies" which are scaleless are an exception); head small and including the gill-covers not covered with scales; lips well developed and without barbules; mouth toothless; abdomen rounded; one long dorsal fin, with one spine and many soft rays, extending from the middle of the back to a point opposite of the end of the anal fin. The lateral line is prominent, running in a graceful curve in accordance with the shape of the specimen. The entire body being covered with a coat of slime.

The size of the goldfish varies according to the locality in which they are raised, and the circumstances surrounding them, it being possible for them to attain a length of eighteen inches and a height of six inches. It is said that they may live to be a hundred years old, but this may be an exaggeration.

Goldfish enjoy a warm temperature, in bodies of water without a current; just such water as ponds afford suit them best, though they will make themselves at home in streams and multiply exceedingly. They are very hardy, and thrive well under circumstances that would be fatal to many other fish, this quality particularly adapting them for life in the aquarium, specimens having been successfully kept in this way, in good condition and health, from ten to sixteen years. So far as food is concerned, the goldfish will feed upon almost all kinds of vegetable matter, insects, worms, etc., even

preying upon small fish, and devouring its own spawn and young. The food is taken in by a sucking motion of the lips; the mouth being toothless, as in all carps, the mastication is accomplished by a few bony tubercles situated in the throat.

In the spring or summer following the one in which they were hatched, goldfish attain their maturity. The size of the fish has nothing whatever to do with the ability to spawn, though a large fish will deposit more eggs than a small one. As an instance, goldfish one inch in length, nine months old, spawned in an aquarium kept in a parlor; all the eggs hatched and the young grew up. In the spring of that year, when the temperature of the water rises above 60° F., they become lively and vivacious, losing all timidity and precaution, so that they easily fall a prey to their many enemies.

Two, three or more male fish follow a female, chasing her to some shallow place where there is an abundance of water-plants. They lash the water in a lively way, twisting the posterior portion of their bodies energetically and shooting through the water near its surface with short tremulous movements of the fins. At places they gather together in a compact mass, one tumbling over the other. This is the moment when the female drops her eggs, which are immediately impregnated by the males.

This process is repeated throughout the summer, with intervals of rest during the hottest period. The eggs are of the size of a pin-head, and may be either semi-transparent, yellow sh, or brilliant yellow in color. Whether this difference in the color of the eggs has anything to do with the coloring the fish will acquire after it is hatched still remains an open question. With the eggs of the trout the case is different, for the culturist can predict the color of the flesh of the fish when grown up; it is possible that this may also apply to the goldfish. The eggs are covered with some adhesive substance, mucus probably, and adhere to anything they happen to

touch. The water-plants in the immediate vicinity of the place where the fish have been rolling about will, upon examination, be found covered very profusely with them.

The young are hatched out in from two to six days, the period of incubation being determined by the temperature of the water and the condition of the weather. Direct sunlight has the effect of hastening the process.

During the first few days the young fish are not able to move about much; they hang or lay about among the water-plants, obtaining subsistence from their yolk-bag, but as soon as this is absorbed they swim around on the search of something to eat.

The color of the skin of young goldfish is at first silvery gray, but at an age of six weeks this color begins to change, becoming darker and assuming a cloudy appearance, finally taking on the permanent color. The whole process is sometimes completed in two days, though in some instances it is deferred until the following spring. The perfection and rapidity of the coloring process depend upon several causes, foremost among which is the proper selection of specimens from which to breed.

This is a very important consideration, in truth, the prime factor upon which hinges the character of the result.

When hatched, the young fish are further subjected to modification by their surroundings, the temperature of the water, its depth, quality, etc., all exercising more or less influence.

The complete result of the breeding, so far as the coloring is concerned, can not be seen until the change has taken place, when any errors that have been made are at once apparent. Those fish that have failed to receive any coloring are then called silver-fish; should they have turned milky- or pearly-white, they are known as pearl-fish.

The young, when kept in warm ponds—this means that the

ponds are so located that the sun can warm them thoroughly—may grow six inches long in four months. As a general thing, however, the length reached in that time is from two and a half to three inches.

In connection with this may be mentioned that all the young of the same spawning do not grow at an equal rate, some few doubling the average size, while others fail to reach it. The latter are then known as dwarf goldfish, and are much in demand for small aquaria.

Deformities occur oftener in this family of fishes than in any other. Specimens minus a dorsal, anal, or even caudal fin, are frequent; rarer are those destitute of scales or minus an eye or with a lob-sided mouth.

From the habit of the goldfish to seek its nourishment on the bottom of the pond in which it lives, and to its careless sluggishness, caused by its voracious appetite, the goldfish, especially in its younger days, falls the victim of innumerable enemies.

In fact, so easy is it to destroy them, that anything else living in its company in the pond and of sufficient strength to master it, may be set down as its enemy.

When arrived at maturity its peculiar mode of reproduction renders it a welcome prey to enemies that do not live in water. It is likewise subjected to diseases of various kinds, and considering all that, it may be said that it is a mere accident when goldfish multiply to any considerable extent without the protection of man, or that the circumstances under which they increased were exceptionally favorable.


Goldfish have a good memory; they will soon learn to know their master, remember their feeding-place and time. They can be trained to good manners, as they are easily influenced by their surroundings, and good qualities of individuals can be perpetuated in their offspring.

I have been told of pet goldfish kept in a lake on the estate of a Chinese gentleman in China that would follow the rowboat of this gentleman when he was boating on the lake, come to the side of it in order to be taken from their element and caressed by his hands. In an aquarium they become very tame. I had one specimen, a comet, that had formed friendship with my dog, a little spaniel; the two would play together, for half an hour some days, through the glass sides of the tank as well as from the surface of the water. They kept this friendship up for several years, being ended by the death of the fish. I have had fish in an aquarium so tame that they would, without coaxing or force, swim into the hollow of my hand when held in the water, allowing themselves to be lifted from the water and shown to visitors. Others I had trained to call for their food by ringing a bell. For this purpose a little silver bell with a lever had been placed on top of the aquarium frame, and the end of a string, attached to the lever, was allowed to hang in the water. At first a little food was stuck to the string-end as an inducement to take it into their mouths and thus ring the bell, which action would be answered by me with a limited supply of food. They soon learned the advantage of a "pull" and used it so frequently that the string was lowered in the water only at proper meal times.

Even in their wild state goldfish are harmless creatures. They have but one fault, if it be one, and this they have in common with all our pets—they do not live for ever. But even here, at the sad end of their existence, a new and perplexing fact is revealed to us, and perhaps is in their favor, for although we attended carefully to their wants day and night, became accustomed to their company for years, our relation towards one another never exceeded that of a formal

friendship. A fish lacks affection for its master, and therefore its departure touches no tender spot within us; we feel sorrow for its loss, but we are not moved to tears over it, as would be the case with some of us at the death of our pet dog or even our pet cagebird. Is this because the fish stands so far below man in the scale of life, or because it lives in a different element? And might not the proverb, "As cold as a fish," be traced to this fact?





HM.



CHAPTER IV.

THE TYPES OF GOLDFISH.

In describing the different types of goldfish, I have used a classification that a daily contact with the fish for many years and careful study of them has proved to my satisfaction best suited for American and European purposes. "What's in a name? That which we call a rose, by any other name would smell as sweet," the late William Shakespeare, Esq., is charged with having said. Well, I presume for poetical purposes this is so, but for practical use I have found that the correct name of a thing is of great importance in many cases. For instance, in rose culture one must know the correct name of a rose and its typical characteristics in order to secure the desired effect before planting it.

Each of the goldfish types has certain virtues of its own, one being better suited for a certain purpose than is another. They are all beautiful; to say which is most so is impossible, this depending much on the purpose they are to serve.

THE COMMON GOLDFISH.

I have chosen this type as the standard by which to measure the variations of the others; its description is for that reason very minute.

The body is elongated, compressed upon the sides ; the abdomen is rounded and the entire body covered with uniformly-sized scales. Beginning at the head, the body increases in depth and width, reaching its maximum depth, which is one third of the length of the body in adults and one-fifth in yearlings, at the beginning of the dorsal and ventral fins ; its widest part is at the shoulders, just behind the gill-covers near the back. From here it tapers off gently to the end of the dorsal and anal fins where it forms the butt ; this is twice as long as deep, terminating in a slightly forked, equally divided and, on the two extremes, strongly supported vertical fin which is known as the tail. This is very muscular, its spread less than the depth of the body and as long as the dorsal fin is high. The dorsal fin, which is supported by a serrated spine, begins on the middle of the back, ending opposite the end of the anal fin ; when expanded it forms a graceful curve, and at its greatest height, at the spine, it measures half of that of its length. The anal fin is short, stout and also supported by a strong serrated spine ; the pectoral and ventral fins are small and rounded, about the size of the gill-covers ; the head is small, pointed in an even angle and naked ; lips well developed but without barbules ; mouth toothless ; the eyes small, in diameter as large as the distance between eye and snout ; golden in color. The color of the body is deep orange on the back, fading to lighter towards the abdomen, with a bright golden gloss on the sides, and covered with a coat of slime ; lateral line prominent. Frequently specimens are marked very prettily with black, but this black is not permanent. It attains a length of about fifteen inches by a depth of four and a half to five inches, specimens grown in bodies of water with a current being comparatively longer in body than those raised in small ponds or pools.

THE BOAR—This is a variety of the former. The part where the head joins the shoulder is much concaved, resembling in appearance the head of a wild boar.

THE SUPERB.

Body elongated very similar to the preceding, but the back being much broader; fins and tail are normal; the color on the back is either old-gold and the individual scales edged with black, or deep vermilion and the scales edged with gold. These colors are solid over the entire back, never in spots or blotches, and the abdomen is in either case pearly white; eyes golden. It attains a length of about fifteen inches, and is very desirable where it is seen from above, for instance, in a fountain basin.

THE SMALL BLUE—This, like the preceding, is also silvery on the abdomen, but which, however, is delicately flushed with pale rose. The whole of the sides and back are of a rich azure, which shines with a metallic lustre.

THE MOORE—Is another distinct variety and is a large fish. The back and sides are very nearly black, which becomes violet underneath. All of the scales are edged with a red-toned bronze.

THE DOLPHIN.

Body elongated, shorter than in the common goldfish; the forepart of the back (head and shoulder) strongly arched; the abdomen forming an almost straight line; fins small and rounded; tail normal, frequently a dolphin-tail. Color of body, deep vermilion and milky white, either, each of these solid, or in blotches one on the other, in such a manner that the entire head may be either all white or all vermilion, or

the entire fish white, while all the fins, including the tail, are vermilion; or a vermilion-colored fish has but one large irregular shaped white spot somewhere on its body or reversed. Solid white specimens are faintly tinted pink, purple or lemon-yellow, and are very beautiful. The eyes are very variable in size as well as in color, and specimens with eyes of twice their normal size, blue or pink in color, may be looked for.

THE COMET.

Body slender, longer than in the common goldfish; butt three times as long as deep; fins very large and flexible; abdominal fins pointed; tail deeply divided and as long as the body; color of the body and eyes very variable. Any color or lustre met with in the other types may be seen in a comet. A noble type!

The first of this type I produced by a lucky crossing, and this occurred in the summer of 1881 when a long-tailed comet was illuminating the heavens. I named it "Comet," the large tail and its elongated structure being the prominent feature in its appearance.

THE NYMPH.

Body short, much compressed upon the sides, and stout, more than one third as deep as long, almond shaped; butt as long as deep; fins larger than in the common goldfish and pointed; tail deeply divided. Colors: white, deep orange with a lustre of burnished gold, deep or light vermilion, sometimes milky white with irregular oddly located spots (like on a fox terrier) of deep vermilion and shining golden blotches on the throat and abdomen. Very beautiful!

THE FAN-TAILED NYMPH—As above, with the difference that the fins are as large again and the tail present in plural, both of the latter being grown together at their upper edges, forming a prominent “fan-tail.”

THE LARGE, OR GORGEOUS-TAILED NYMPH—Above description applies also to this, with the exception of the fins, which are much larger, but not as silky in texture and less pointed than those of the Comet; the tail is deeply divided and twice as long as the body. A handsome fish!

THE FRINGE-TAILED NYMPH—When the tail is doubly present in a large-tailed nymph, and these two tails are *not* grown together, the specimen is termed a fringe-tailed nymph.

THE PUMPKIN SEED.

Body much compressed upon the sides and short, deepest between the middle of the dorsal and a point midway between the ventral and anal fins; the shape of the body corresponding to the above name. Butt short, deeper than long; abdominal fins small and rounded; tail small and deeply divided; color deep orange, or white with irregular vermilion spots.

This fish is very active and quick motioned; it occurs frequently as fan tail. Such specimens attract much attention in an aquarium, especially by young children.

THE DISC OR TUMBLER.

Body very short, almost round and much compressed, in young specimens as flat as a silver dollar; head small and pointed upward, appearing dented-in on top; snout pointed, with well-developed lips; butt very short; fins short and squared off; tail short and bent upwards. Owing to the peculiar shape of its body, this fish often loses its balance while

searching for food or nosing round in the aquarium, and the capricious it then produces in order to regain its equilibrium have earned for it the names "Tumbler" or "Clown."

Very beautiful colors are represented in this type. In addition to vermilion, orange and white, with the various tints of purple, pink, and lemon-yellow on solid white or pearly bodies, rich blue, tinted with orange, is to be found.

When this specie is bred as a fan-tail, it loses its character as a tumbler, the larger tail equalizing the balance of the body.

THE GLOBE.

Body egg-shaped, more or less elongated. A pear, pressed in upon two sides, the stem-end being the head, will give us the shape of the body of this type. The lower abdomen is very much bulged out, extending behind the butt, being in good specimens so globose as to make it the characteristic feature. The head is prominent, expressive and arched on top; lips and nostrils are well developed; dorsal fin medium in height; abdominal fins short or medium and rounded; anal fin single, double, or wanting; tail present in plural as a well-shaped large fan-tail or a still larger fringe-tail, which in rare cases consists even of three perfect tails. Such specimens are known as:

THE FAN-TAILED GLOBE and

THE FRINGE-TAILED GLOBE.

Specimens that have a large dorsal fin and long wavy abdominal fins, in addition to the fringe-tail, are termed:

MANDARIN GLOBES.

THE HOODED GLOBE is a variety of this type from Corea. In the third year of its age, a large spongy hood, resembling

a lump of coagulated blood, and the size of a hazel-nut, forms on the top of its head. These fish may be either fan- or fringe-tailed ; they are very rare.

Specimens without any tail, or with only the upper lobe of a large tail, will occur ; these make very odd specimens and high prices are paid for them, but they are difficult to raise. The Globe attains the size of a man's fist; short bodies are the most choice.

In the coloring of the body and fins this fish is not surpassed by any other, making one of the most valuable and desirable objects for the aquarium. There are specimens the back and sides of which are deep vermilion ; the abdomen, throat and eyes of rich gold, while all the fins are milky white. Others again will be found presenting a rich vermilion on the body forward of the dorsal, including the fins, while all back of that is pure white. Some there are with body all white and the fins red or vice versa ; others pearly, dotted with irregular-shaped pink spots over body, fins and tail ; the eyes being forget-me-not blue ; again, the fish will be white, the only touch of color being the deep red of the eyes. Fan-tailed specimens entirely white, the folds and corners of the body, also the fins and tails, tinted with lemon-yellow and the eyes light blue, are extremely beautiful.

Strange as it may seem, this beautiful species of fish was nearly lost to this country through the caprice of private individuals who happened, or rather were lucky enough, to possess perfect specimens and were unwilling that others should enjoy the possession of the like. But, fortunately, the late Mrs. Larz Anderson, of Cincinnati, O., a lady both generous and appreciative, rather than that the stock should die out, loaned to the author for the purpose of reproduction several fine specimens

she had recently obtained. The pure stock may now be considered secure for the future. In evidence of the extreme beauty of the species, it may be stated that private parties paid for specimens twenty times the weight of the fish in gold.

When the young "globes" are first hatched, they appear exactly like the common goldfish. They rest upon the water-plants or other supports for a couple of days, at the end of which time the yolk-bag is absorbed; then begins the struggle for existence. The double tail which is even then large enough to be distinguished, hinders the tiny creatures (but one-quarter of an inch in length) in their movements in the water. Should they find sufficient food to make a bountiful meal, matters become still worse, they lose their balance and can not go at all until digestion is completed, in the meanwhile falling an easy and welcome prey to numerous enemies.

THE DRAGON EYES.

This class contains the "curios" of the genus. Fish with large-sized eyes, set in abnormal fashion, are certainly odd, whether they are beautiful is a matter of taste. What is beauty, anyway? Is there anything beautiful to be seen in the face of a bull—or pug dog, or in the shape and proportions of a dachshund? Still their masters think there is. Beautiful is what affords pleasure!

A minister once preached a sermon, wherein he said that everything the Lord had made was perfect. A little hunchback, who was among his audience, did not approve of that assertion a bit. He concluded to approach the minister on that subject. After service he stepped up to him, asking him: "Do you think, sir, that the Lord made me perfect?" Whereupon the minister looked him over, and replied: "As a

hunchback, most excellent!" The hunchback was convinced. One must take the same view with the dragon eyes to appreciate them.

There are four distinct styles of these eyes, each of them with some variations :

THE OWL-EYE

is a very large eye of ordinary form and setting, having about four times the size of an ordinary goldfish-eye. Fish with such eyes are called "Owls."

THE DRAGON-EYE.

This is smaller in diameter than the preceding, but is projecting from its socket, appearing like a little ball glued against the head. Specimens with eyes like this are "Dragons."

THE TELESCOPE-EYE.

This eye projects very much from its socket, the ball being held in position by a more or less conical-shaped stem, pointing sideward or forward like an opera glass or "telescope," the latter being the name used for fish that have them.

THE CELESTIAL-EYE.

In this case, the eye is very large, set in a very prominent globose stem. As a rule, it is directed upward—"to the stars." Specimens with these eyes are certainly very curious objects, and they show what ingenuity and patience is able to accomplish. The direction of the eyes is artificially produced by straining them when young in the desired angle in dark surroundings with a ray of light from one direction only. The Chinese culturists may have learned this "trick" from the flounder which changes the position of one of its eyes towards

the light while yet young. To make this fish still more unique, the culturists select specimens minus the dorsal fin for that purpose. Fish with skyward-directed eyes are called "Stargazers" or "Celestials."

The production of the dragon-eyed goldfish the Chinese and Japanese consider the highest achievement in ornamental fish culture.

The eyes being the distinctive feature are denominative of other types, and if bred to them the specimen is thus called, for example, a dolphin-owl, a fan-tailed nymph-telescope, a mandarin-stargazer, etc.

More or less interesting specimens may be raised by crossing some of the species heretofore described, and it may be stated in connection that, if there is a difference in the age or size of the fish to be mated, the characteristics of the older of the pair will be most predominant in the offspring.

The American climate influences unfavorably the form of the short bodied types, making it longer in the offspring of imported stock, but on the other hand it has, in connection with our food, a favorable effect on the development of the fins. I have raised specimens of the globe-type that in this particular far surpassed any that were brought alive or preserved from foreign countries, or that I have seen represented in pictures of Chinese or Japanese origin. I was quite pleased when Gen. U. S. Grant, after his return from his trip around the world, declared some Mandarin globes of my raising finer than any shown to him in the imperial gardens in China and Japan.

In judging a goldfish, the following points will prove of value :

Classification—Carp is the family; the goldfish represents a genus or group of this. The nymph (for example) is one of its species representing a type; the fan-tailed nymph is a variety of this specie or type.

In order to be perfect, a specimen must possess the characteristics of its type well developed and uninjured; the fins must be of equal size on both sides, also the lobes of the tail, and they must be carried in a graceful manner by the individual. In addition to this, it is to be considered whether the specimen is acclimated, domesticated and bred to good manners.

Young specimens of any type are more slender in body than adults, and although the characteristics of a type may be easily detected by an experienced eye at any time, these are not fully developed until in their third year.

A fish may not have all the points of his type and still be beautiful. Its shortcomings as a thoroughbred does not necessitate its being cast aside as a pet, for it may possess some points, not typical, that will make it a desirable specimen for the aquarium.

Dividing the characteristics of a type in 100 points their relative value is as follows:

Any Type.	Dragon Eyes.	Value of Colors.		
Body	30	20	Milky-white or pearl.... 5	
Tail	20	15	Pink, lemon-yellow, purple 20	
Dorsal fin....	10	5	Solid orange	10
Abdominal fins	10	5	Solid vermilion.....	20
Anal fin.....	5	5	Solid black	10
Color	20	20	Two colors	15
Eyes.....	5	30	Three colors.....	20
	<u>100</u>	<u>100</u>		<u>100</u>

Explanation of technical terms used:

Nudies—Are specimens without scales, quite beautiful, in some cases almost transparent to the bones. They are the result of "in-breeding."

Fantail—When two tails are grown together at their upper edges, constituting one, and the middle lobe is pointing upward as the tail of a fantailed pigeon.


Fringetail—Two or more long, drooping tails not grown together, each having its own motion.

Dolphintail—Two short tails grown together, spreading horizontally.

Fan or fringetailed fish must not necessarily have a double anal fin in order to be perfect, but, all other points being equal, the double anal fin is the more valuable.

It may be mentioned here, as an advantage of the double-tailed fish, that they are unable to jump out of the water. This fact is undoubtedly one to be appreciated by those keeping an aquarium.





H.M.



CHAPTER V.

PSEUDO-GOLDFISH.

Although not goldfish in the correct sense of the term, the following fish being of a golden color are often classed as such. They are also members of the carp family, closely related to the carassius, and their habits are very similar. For completeness sake, I have given them due consideration in this little volume.

THE GOLDEN CARP.

(*Cyprinus auratus.*)

The shape of the body, the location, shape and size of the fins and tail are exactly like those in the common goldfish. The head is more pointed, the lips more developed, and the upper one is supplied with four small barbules, two at each corner of the mouth. The color of the body is light orange on back and sides, with a golden lustre, the abdomen white. It attains a length of about ten inches and is an ornamental variety of the food carp of China and Japan, as is the following:

THE PURPLE CARP.

(*Cyprinus purpurea*)

Shape and everything else is like the preceding, except the color, which is violet-purple on the back fading to light purple with a metallic lustre on the sides and a lilac tint on the abdomen. A handsome fish.


The carp is a fish of much importance in Japan; in it the Japanese see all the manly virtues represented. When a boy-baby is born to a family, little gifts representing a carp, or articles bearing the picture of one, are left by friends for the baby, expressing the wish that the boy may pattern after the carp, "be able to swim against the current as well as with it, overcome obstacles cunningly and bear misfortunes without complaining." One day of the year, the "fish day," is celebrated, and on every house that had been blessed during the year by the birth of a boy-baby a little flag in shape of a carp, and evenings a paper lantern of same form, is displayed.


THE GOLDEN TENCH.

(*Tinca aureus.*)

Body elongated, compressed on the sides (cylindrical in young specimens), and covered with very small scales; these in turn are covered with an unusually thick coat of slime. Head pointed; lips well developed, the upper one with two barbules situated at the corners of the mouth; eyes dark brown, almost black; dorsal fin short and rounded with one spine and eight or nine soft rays situated in the middle of the back; abdominal fins small and rounded, of delicate structure; tail short and but little forked. The color of the fish is reddish-orange (the color of red lead) or rich golden-yellow, deepest on the back, fading to white on the abdomen. The entire body, including the head and the fins, is speckled with small intensely black spots of irregular shape. A very fine aquarium fish, with graceful motions of slow growth, attaining a length of about ten inches.

It soon becomes accustomed to its master and then prefers to take its meals from her or his hands. This sign of





confidence especially has a wonderful soothing effect upon most people. This fish originated centuries ago in the moat of a castle in Silesia, Germany.

THE GREEN TENCH.

(*Tinca vulgaris*.)

This is the ancestor of the preceding. It differs only in the coloring of the body, which is bottle-green (tench-green is the name for a shade of green in Germany), with a greenish-golden lustre but without spots, darkest on the back, shading off to a golden yellow on the abdomen, and that of the eyes which are deep crimson in color.

In olden times the fish culturists, the monks, called the tench the "fish doctor." It was believed that any fish injured on their exterior by accident would search for a tench and when found rub its injured parts against its body to re-cover them with slime, the tench being very liberally supplied with this protective coating. I am inclined to believe that fish in open waters use this cure to-day. The green tench is an esteemed table fish in its country and is also well liked as an inmate of an aquarium.

THE GOLDEN ORPHE, GOLDORFE OR GOLDEN IDE

(*Orphus auratus*, or *idus melanotus auratus* of others.)

This fish is referred to by English writers as "golden ide." Owing to a custom among naturalists, sacred by time, I prefer for it the name by which it has been known for centuries in its native country, Southern Germany. Besides, this has an advantage of a practical nature, for a "golden-eyed fish" is not necessarily a "golden-ide fish."

The body of this fish is slender and much compressed on

the sides, and covered with uniformly-sized scales; color, orange on back, with a few intensely black spots, fading to lighter on the sides, and white on the abdomen, very glossy or shining, but without metallic lustre; head small; lips not prominent and no barbules; eyes large and of a golden hue; dorsal fin short and far back; tail deeply forked; abdominal fins small; all fins, including the tail, rounded at the ends, pinkish at the roots and tinted vermilion in centre. Young specimens resemble, the color excepted, our American shiner. It attains a length of 24 inches.

The orphe is a very quick-motioned, restless fish, and when kept in an aquarium this must be covered, otherwise it will leap out. It will not, for this reason, answer for a collection that is to produce a quiet, restful picture, while it is just the fish for children or young people. It is very voracious, seeking its food, which consists of small fish, tadpoles, insects and small water-plants, in mid-water or near the surface, and it is for that reason a desirable fish for a small lake or a fountain basin. It is always visible, and it does not muddy the water by rooting up the bottom in search for food, as does the carp.

The young, when first hatched, are creamy-yellow in color, with the tops of their heads black; they swim in schools near the surface of the water like minnows do.

During the middle ages the golden orphe was cultivated in the moats that surrounded the castles. They served as an adjunct to the guards because they are a very knowing fish, always on the alert, and by their actions give warning of approaching danger. They were considered an aristocratic morsel, and were exclusively served to the lady of the castle; hence their surname "Lady fish."

PART II.

THE AQUARIUM, ITS CONSTRUCTION
AND CARE.


CHAPTER VI.

“ Every man is a valuable member of society,
who, by his observations, researches, and
experiments, procures knowledge for men.”
SMITHSON.

THEIR HOME WITHIN OURS.

Considering the numerous advantages goldfish keeping affords, and last but not least the fact that the goldfish has not one objectionable fault, it is easily understood why the goldfish is now the most favored of all household pets.

But in order to secure all these advantages, it is necessary to house the fish properly. Only of specimens in good health, that feel at home in their surroundings, can we expect to be benefited. With this end in view, we secure conditions and surroundings within the limited space of a water-tight vessel that are congenial to the wants of the goldfish. Such an artificial home or miniature lake, systematically managed, is termed an aquarium.



AQUARIUM WITH AN EXPOSURE TO THE NORTH.

THE LOCATION.


When one has concluded to keep some goldfish in one's home, the main point one has to consider is the location or site for the aquarium that is to be their home. The success of such depends upon the proper action of the aquatic plants, and these require, in order to act properly, their share of light and warmth to the same degree as ordinary house plants do in order to flourish. If one can supply these wants, the expense of keeping goldfish in excellent condition is very little indeed. The temperature is of less importance, as long as this is above the freezing point. An aquarium should therefore be always near a window, as the light there can be increased or reduced by regulating the shades accordingly.

The best exposure is that toward the north; by such an one the aquarium should stand about six inches away from the window. Next best is one toward the east; the best distance in such a case is about twelve inches from the window. Next best is a window facing south or west; here set the aquarium about eighteen inches toward the room, and when the windows are high even more space may be left between.

When an aquarium is to be located between two windows, it should be far enough in the room to receive the light from both; and in a corner room, with windows at both angles, the aquarium should be set diagonally so that the light from each window will enter the aquarium from each end.

But although we want plenty of light for the plants, we should avoid as much as possible the sun. In winter allow all the sunshine you can get, but toward the spring, from February on, shelter the tank from its direct rays.


In the accompanying sketches the various positions that




AQUARIUM WITH AN EXPOSURE TO THE EAST.

may be chosen for an aquarium are shown. In each case it will be seen that justice is done to the plants in the aquarium as well as to the person wishing to enjoy an hour or two in "a glimpse beneath the water."

Where it can be done, the tank should be so placed that the light enters it from above—over the shoulder of the observer. Such a position does justice to the plants and supplies the most favorable light for the contents. The lights and shades are of vital importance to any picture, that of an animated sub-marine landscape not excepted. When a background is formed by covering the rear glass of the tank with bottle-green colored cloth or wall paper, the view is made still more attractive.





AQUARIUM WITH AN EXPOSURE TO THE SOUTH OR WEST.

CHAPTER VII.

THE TANK.

When we have chosen a place for the aquarium, the next step is to secure a tank. This may be any water-tight vessel, the material of which will not alter the qualities of the water by impregnating it with anything that would stain it or give it an offensive odor, either of which would be detrimental to the health of the fish.

The shape of such a vessel is usually determined by the requirements of the duty it is expected to perform, and should not, therefore, be wider at the top than at the bottom, for then the fish would leap out; neither should it be too narrow at the upper part, for this would exclude the atmospheric air by a reduction of the water surface. The old-fashioned fish globe is about the worst vessel that can be selected for the keeping of goldfish as pets; it will do well enough for a temporary display of the fish, but for permanent use it will not answer.

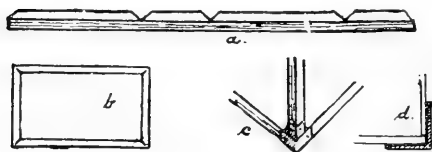
However, it is not at all necessary to buy an expensive tank of a dealer; on the contrary, it affords so much more pleasure and satisfaction when one has made his own tank.

Of the different shapes used for an aquarium tank I find the rectangular shape the best for all around purposes. Its advantages over the round, the triangular and the hexagonal shape are so apparent that any of the latter should only be constructed for special purposes.

The first thing to be considered when about to construct a tank is the space or location which it is to occupy. As a rule, amateurs make their tanks too large. A large tank, when proportionately stocked, makes a grand effect; this I admit, but its size and weight make it inconvenient at certain seasons of the year, and the cleaning and refilling involves a great deal of labor and time which everybody has not at his disposal at the required time. I advise always the building of one medium sized or two small tanks; in the latter case one can have more variety.

The medium-sized tank, which I find best suited for a parlor, sitting- or dining-room, has a capacity of about eighteen gallons. The inside dimensions, from glass to glass (the proper way to measure an aquarium tank), is twenty-four by twelve inches (24x12), by fifteen (15) inches in height. This tank sets on a stand, the top of which is on a level with the window-sill.

To make such a tank, get an iron-worker to make you a simple iron frame out of one-inch angle iron (see illustration) to correspond with above dimensions, and at perfect right angles at the corners. The top and bottom frames are each made of one piece. At the proper distances triangular pieces are



cut out (Fig. a), and afterwards they are bent to form a right angle (Fig. b). The uprights are cut off at right angles, set flush between

top and bottom frames and held in place by corner plates (Fig. c), secured with four small screws to the angle iron. Care should be taken that all the parts of the frame "face

even" in order to have a smooth bed for the glass. The upright pieces may also be fastened to the top and bottom frames without corner plates. In this case the uprights go inside of the upper and lower frames, being held in position by two small screws or rivets at each junction. (The water-proof cement used to set the lower ends of the glass must be mixed rather stiff in this case, in order to increase its resistance.)

This frame is painted with one coat of red lead. After this is perfectly dry, a straight piece of one-quarter inch thick rough plate glass, such as is used for large skylights, is cut to fit loosely, leaving about one-eighth of an inch play all round, in the lower part of the frame. This glass is to be the bottom of the tank. It forms, so to speak, the foundation, and great care is therefore to be exercised in placing it properly. To this effect all of the entire lower angles are covered liberally with rather stiff aquarium cement (my water-proof cement is made for the purpose), being especially particular that the corners are well supplied with it. Now take a dry rag and wipe the corners of the glass plate perfectly clean and lay it gently and evenly on the cement bed. If the frame stands where it should, on a perfect level, the weight of the glass will tend to sink it into position; if, however, the cement is not very pliable, it will be necessary to assist by pressing it down with the hands; in this case the pressure should be gentle, uniform, and only in the middle of the plate. The surplus cement is now removed, both below and above, with a putty knife, followed by a dry rag. If examination shows that the cement has taken hold of the glass at every point, it is left to stand quiet for at least twenty-four hours. The two lights (technical terms for plates of glass), twenty-four by

fifteen, that are to form the front and rear are now prepared. These are best of one-quarter inch new plate glass, or they may be cut out of second hand polished plate glass (pieces of broken show-windows), or where this cannot be had, they should be of extra heavy double thick French or so-called English twenty-six ounce glass. In every case the lights should be as straight and clear as they can be had. Should one or the other be slightly bent, the bent (convex side) should go towards the outside of the tank. These also, like the bottom, should fit loosely into the frame, and if one of the long edges should be rough or ragged, this should go up in order to have the lower edge fit snugly against the bottom. (Fig. d). The lights are now cleaned with water and wiped perfectly dry. The angles on the bottom and those at the uprights, but not the upper horizontal ones, are next filled with cement, as was done when the bottom glass was placed, and the lights are then set in place, using gentle force to make a uniform fit. Two wooden sticks (braces) are then placed across from one to the other to hold them in position. Now the surplus cement is removed and the glass again wiped clean.

Our next move is to measure the distance between the two lights just set, as the two end lights should fit snugly, but without any strain, against them. Double thick French glass is best suited for these; the edges that will meet the other glass should be clean cut. We then proceed to set them as described above for the others.

It is unnecessary to use waterproof cement on the upper ends of the glass, as these, not coming in contact with the water, need not be watertight. Common putty will answer here if it is desirable, for appearance sake, to imbed the glass at these points. For practical purposes it is not necessary to

do so. I frequently notice on aquarium tanks that the inside corners, where the glass meets, are plastered up pretty heavily with cement; this, too, is waste of material.

After two or more days, according to the season or the weather, the cement has sufficiently hardened and the tank may be filled with water.

For the small tanks above mentioned, I find fifteen by seven and one-half inches ($15 \times 7\frac{1}{2}$) by eleven (11) inches high (all inside measure), the most desirable size. The frame can in this case be made by a tinner out of galvanized sheet iron, bent into right angles (similar to angle iron) and soldered at the corners. The bottom in this size is made of double thick Pittsburg glass, set, as well as all the other glass, which should be double thick French, on the same principle as in the larger tank described above.

Do not attempt to make an aquarium tank out of wood; in nine cases out of ten they are failures. Neither take outside advice regarding the size of the tanks. Someone will tell you that "If you make it such and such a size the glass will cut to better advantage, etc." But an inch or two out of the way, one way or the other, makes a very big difference in the appearance and also in the welfare of a collection.

These are the details to be observed in the construction of the inner hull or the tank proper; the outside hull, or ornamental part, is easily put on afterward. This can be a simple coat of paint and varnish, or it may consist of a rustic decoration of tree-bark or tuff-stone, or a stylish mantel of woodwork. No rules are set for this part, and one may exercise his individual taste. However, it should be kept in mind that such a mantel takes the place of a frame around your animate picture, and we all know how an inappropriate

frame may kill the effect of the choicest painting and how a well chosen one will direct our attention to great merits of another, which, but for the frame, would have passed unnoticed. A dull black (Flemish black) of the frame sets off any collection to best advantage.

Regarding the stand for the aquarium, I find that a closed pedestal—for instance, a little cabinet—is most appropriate for the larger tank; it imparts a feeling of safety to the observer and gives more prominence to the collection.




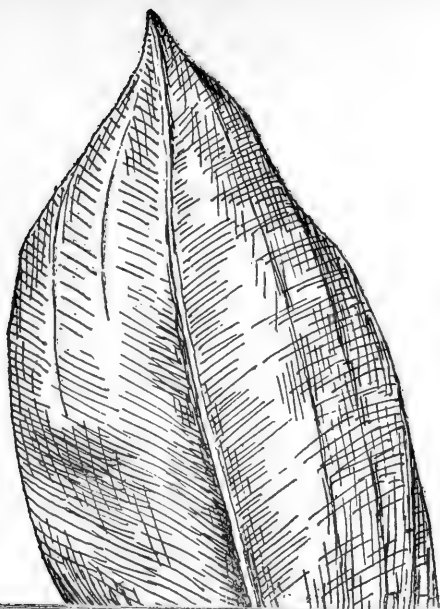


PLATE IV.

HM

CHAPTER VIII.

“‘Weed’ is the term applied to a plant when of no use to man, but as soon as it is discovered that it possesses a merit, it ceases to be a weed.”

THE PLANTS FOR THE AQUARIUM.

Animal life in any locality can only then exist when a continuous and liberal supply of oxygen is present. The oxygen inhaled by animals has the function to purify their blood; an insufficient supply of it will therefore cause disease and finally death. In nature, oxygen is supplied in various ways. Trees, shrubs and house-plants, as every one knows, purify the air in their immediate surroundings. This process of purification is performed as follows: A plant under proper conditions grows, and as it grows it absorbs or inhales from the air of its surroundings a gas known by the scientists as carbonic acid gas, a limited amount of this gas being required by plants to make a healthy growth. In turn, the plant exhales through its leaves a gas known as oxygen. The presence of the former in the air is as injurious to animal life as that of the latter is necessary to sustain it.

Where no vegetation is at work on land, the current in the atmosphere, the wind and the sun purify the air; where these cannot penetrate, in caves, vaults, shafts, etc., foul air predominates and life is impossible.

The work that is performed by trees, etc., on land is performed in the water by aquatic plants. Aquatic animals require oxygen for the same purpose as do land animals. Where no aquatic plants are at work to absorb the impurities from the water and replace the oxygen consumed by the animals, the current in the water, the waves caused by some force, or a fall, relieve the water of the foul air and, by the marked faculty of the water to absorb, it is recharged with the life-giving gas from the atmosphere.

As we have no current, no waves, nor a waterfall in our aquarium, we depend entirely on the action of the aquatic plants to make our aquarium tenable for its inmates.

It is true most aquarium plants now under cultivation were originally collected by some one in their natural haunts as "weeds," but does this not apply to the plants the florist grows for our window garden as well? To speak of aquarium plants as "water-weeds" is, to say the least, incorrect, and one could, with the same propriety, call the precious gems, used in jewelry "gravel," because they were simply picked up as pebbles in creek-beds by Indian women and children. One must not forget that all these plants had to be acclimated and carefully cultivated to bring them to their present high standard. No matter how beautiful and costly our tank may be, without their co-operation it will be a burden to us instead of a source of pleasure.

In addition, their decorative character makes them very precious to a collection. With a judicious arrangement of them in connection with the rock-work, and due attention of lights and shades in the planting of our aquatic garden, landscape effects can be produced that any master would be delighted to reproduce on a canvas. The foliage being so manifold and

the tints and colors so varied that endless combinations in their grouping are possible.

Nearly all of our native water-plants are annuals or deciduous in character. Their growth being restricted to the summer season, we rely therefore principally on the cultivated tropical and sub-tropical species, and more especially so during the winter.

I describe here only those species that by their merits recommend themselves most for our special purpose.

THE COMMON HORN OR WAXWORT.

(*Ceratophyllum demersum*)

The general appearance of this plant is like a branch of spruce under water. The dark green, needle-like leaflets are horny or waxy to the touch; $\frac{1}{2}$ to $\frac{3}{4}$ inch long, and arranged in whorls around the stem; the new shoots are, when they first appear, bright green and very effective when the old growth forms the background.

Altogether it is a very attractive plant, but, being a native of the northern section of this country and Europe, it is dormant during winter and only of decorative value at that period.

THE ROSY HORNWORT.

(*C. roseum*)

The leaves of this species are longer than those of the preceding; they are dark chestnut brown and the young shoots of a brilliant rosy color. This is a very desirable, sub-tropical, evergreen plant which I introduced from Florida in 1880.

THE VIVID FANWORT.

(*Cabomba viridifolia.*)

The leaves of this beautiful plant are very regularly divided into narrow shreds and resemble a palmleaf fan; they are two inches in diameter and are borne opposite each other on a round and rather brittle stem. Their color is a brilliant light green above, while the underside is covered with a silvery lustre. Just before going to bloom, in the spring, small arrow-shaped leaves appear, to float the little silvery white, trumpet-shaped flowers. These open at 9 A.M. and close again at 3 P.M. The plant is a native of Brazil and evergreen, of my introduction (1878).

THE ROSY FANWORT.

(*C. rosaeifolia.*)

This specie is smaller and the shreds that form the leaves are narrower and not so regularly arranged as those of the preceding. It has the same creeping habit, also the flowers are like those of the former; the color of the foliage is brownish green above and deep purple underneath; during the warm season the stems and leaves turn to the different tints of carmine; the new leaves are, when they first appear, salmon, deepening as they become stronger to a brilliant pink, then to a dark carmine, and when oldest they are brownish violet in color. This is a grand plant under favorable conditions! When grown in company with the preceding in a shallow basin, with their branches intermingled and seen from above, then one imagines seeing a huge submerged bouquet of full blown green and pink roses.

It should be grown in sandy peat in glass pots (salve jars) and in a partly shaded position.

As an interesting point it might be stated here that the fanworts sleep after dark. In this condition they fold their leaves and lay them in an upright position close to the stems. I introduced this beautiful sub-tropical plant twenty years ago from Florida.

THE COMMON FANWORT.

(*C. Caroliniana.*)

This is also a very beautiful and useful aquarium plant, but it has no peculiarity of its own, being in color the ordinary green observed on any plant. It was introduced by the U. S. Fish Commission fifteen years ago, for carp-ponds, from South Carolina. It is evergreen in the aquarium like the preceding; grows very easily from cuttings, especially when forked joints are selected for the purpose.

MULERTT'S LUDWIGIA.

(*Ludwigia Mulertii*)

The leaves of this plant resemble in shape and size that of a rose-leaflet; they are borne opposite on a round stem; the color differs on different parts of the plant. Old leaves are dark green above and violet crimson underneath; young leaves are sometimes a brilliant light green, at other times a bright pink. In several instances I saw the entire plant, stems included, in all the tints of crimson, from the most delicate hues to the deepest shades. The individual leaves and the habit of the plant is very graceful; there is no stiffness about it, each leaf being shaped, curved and turned in a different manner. Especially striking is the effect when some of the dark green leaves are partly turned over and display some of the crimson of their under side. Being of tropical origin (Valley of the

Amazon), this, my seedling, is in leaf all the year round. During the summer it grows above the water, producing dark green, strong, glossy foliage, and in the axils of the leaves small yellow flowers.

I feel that I should state here, that not I, but my kind customers named this plant for me.

THE CUT-LEAVED MERMAID-WEED.

(*Proserpinaca pestinacea.*)

The finely cut, hair-like, soft leaves grow in close-jointed whorls of five, alternately or spirally arranged on thin reddish but tenacious stems in deep water; it resembles green chenille, one inch in diameter. The brownish green color of this plant and the density of its growth makes it an excellent background for others in the collection. It is a native of Alabama, evergreen, and a good oxygenator.

This plant, where native, is dreaded by bathers; often swimmers get their feet entangled in its stems and drown. This fact led to its name. The Roman goddess, Proserpina, wife of Pluto, who reigns in the lower region, was supposed to pull them down to have playmates.

THE WATER MILL-FOIL.

(*Myriophyllum spicatum.*)

This is a close relation to the preceding. The whorls of leaves are larger in diameter and arranged in an exact circle around the stem, the color being very dark green. Like the preceding it grows easily from cuttings, and is evergreen in the aquarium. It is a native in the northern section of this country and Europe. The name has relation to its thousands of leaves.

THE SPRING OR WILLOW MOSS.

(*Fontinalis antiperytica.*)

This little plant is an evergreen native. It may be found in shaded brooks growing attached to stones or other objects in the water, or near springs. The small leaves are borne alternately on very thin and much branched wiry stems. The plant is very dark green in color, especially when at rest in winter; the young sprouts are of a cheerful bright green when they first appear in early spring, forming a refreshing contrast. The plant is a good water purifier, and the ancients believed that it killed the fever-germs in the water; hence its scientific name.

If possible, this plant should be obtained with the object on which it grows, and so introduced into the collection; when introduced as cuttings, these should be planted against the rock-work, to which they will soon cling, covering the same like an ivy does a stone wall.

THE FLOATING ARROWHEAD.

(*Sagittaria natans.*)

This tropical specie originated in my greenhouse in the Spring of 1879, when two minute sprigs sprung up accidentally in a little soil attached to the root-stock of a water lily sent to me from South America. From these two plants, which I carefully nursed and propagated, came all the stock now growing in aquariums in every part of the civilized world. It is evergreen. During the winter the narrow blades, one-fourth of an inch wide and six to eighteen inches long, that form its leaves, grow below the surface of the water, forming a brilliant green thicket; as spring approaches, the characteristic lance-shaped

leaves appear in addition and float on the surface of the water, to be soon followed by a delicate flower stalk that also floats, bearing as many as twenty-one pretty little white flowers one-half inch in diameter. (In some localities these characteristic leaves are not produced until late in the summer, but the plant flowers just as freely.)

It requires a light location but no direct sunlight to grow to perfection. In a suitable locality it will be in bloom from February until November, and the tips of the sharp-pointed blades will assume a beautiful carmine color, while jet-black irregular spots will appear on the floating leaves. It grows to perfection in the sharp sand recommended for the bottom of the aquarium requiring no special mixture of soil. It multiplies fast in the aquarium by runners from the root-stock.

From the floating habit of its leaves and flowers, I have chosen its name. It is recognized all over the world as the most useful, decorative and reliable aquarium plant under cultivation.

THE "NEW ERA" ARROWHEAD.

This is a seedling of the preceding, secured by high cultivation and cross-fertilization. It is more robust in growth than its parent.

SAGITTARIA "FRANCES M."

This is the result of a cross between S. "New Era" and S. lanciolata, a specie from Louisiana, also of my own raising and named in memory of my late companion. The plant is evergreen; the winter foliage is like that of "New Era" but much larger, the blades measuring in some cases one inch in width and twenty-four inches in length, while the aerial leaves

born in summer, in addition to the others, take after the mother in shape and upright tendency, with a more delicate texture; the flowers are borne on an upright stem and have the size of a silver quarter-dollar. It is a very free bloomer and delights in sharp sand, being in bloom from May until November. One plant, growing in an ordinary parlor aquarium with an eastern exposure, produced seventeen perfect spikes of flowers in succession in one season. Such a record is hard to beat by any plant. It should be grown in glass pots (salve jars) for easier handling and better protection of its large root system.

Many other aquatic plants exist, but not every one can be grown with success in an aquarium. Its nature requires conditions that we cannot supply, or its growth is so rank that its faults outweigh its virtues. In either case it is not excluded that we may introduce such a plant for an agreeable change as a short visitor; often just such plants are at certain occasions, when a certain effect is aimed for, invaluable. But all plants collected in open waters should not be introduced into a collection until they have been quarantined in a special vessel for at least a week, as they may bring disease or other trouble into your collection.



CHAPTER IX.

ARRANGING THE COLLECTION.

When the tank is secured it is properly cleaned with clean water and a sponge, but without the aid of soap, and filled up to *the top* with water to test the resistance of the glass and to detect any leaks. In making this test the tank should be in a perfectly level position, and of course not in a carpeted parlor.

Having stood the test, it is now placed in position, care being taken that it sets perfectly level. Now get the washed rocks or tuff-stone intended for the rockery ready, and put a sufficient quantity of well-washed sharp sand on the bottom of the tank to cover it to the height of about one or two inches.

This done, seat yourself in a chair some distance away from the aquarium, look at it, and study the best effects regarding the arranging of the rocks. Don't be in too great a hurry; remember that this arrangement is to be for at least one season, and don't forget that you must make allowance for the plants, making as little shade for these in placing the rockwork as possible. The arrangement of the rocks being completed, the next move is the planting of the plants. Since we know that these are the prime factors for the maintenance of the aquarium, this should be done with great care.

The plants may be well-rooted specimens or mere cuttings; in either case handle them gently, do not bruise or break





PLATE V.



them. Plant them in the sand with the same care as you would a tender seedling plant in your garden, arranging the different groups according to the picture you had made in your mind when you sat in the chair thinking about the rockery. An aquatic garden can be made a charming little submarine landscape, prettier than any picture. Be not "close" when you make your selection of plants for the aquarium; it would be "penny wisdom," as everything depends on them. They need not necessarily be expensive plants, some of the commoner species being excellent oxygenators; but since plants, outside of their purifying faculties, add greatly to the attractions of an aquarium, liberality in this direction is well placed.

The following list of plants is a desirable assortment for one of the larger tanks described above:

- 5 sprigs of Fanwort.
- 3 " " Millfoil or Mermaid-weed.
- 1 " " Hornwort.
- 1 " " Springmoss.
- 2 plants of Ludwigia.
- 5 " " Arrowhead.
- 1 " " Sag. Frances M.

Whilst you are planting, sprinkle the plants every few minutes with water, so they may not suffer from the dry air. All being planted, the next thing to do is to place some small stones or large pebbles in an apparently careless manner on the bottom, some in the immediate vicinity of the plants to steady the roots of them, while others are placed in groups of threes or fours together, leaving small crevices between each stone to catch the refuse matter that will collect in time.

FILLING THE TANK.

The aquarium is now ready to receive the water. If you live in a city that has water-works, use water from the hydrant, provided that it is clear; if you cannot have that, take clear cistern or spring water, but the water must be clear and fit for anybody to drink. Any water that you would not like to drink yourself is not fit for an aquarium! Muddy water is as detrimental to aquatic plants as dust is to garden plants. If the water is less than 60° F. some warm water should be added, as otherwise the plants would get chilled. Pour the water into the tank slowly and carefully, in order not to wash out the roots of the plants, filling it up to within two inches from the top. If the tank be a small one, this is accomplished by pouring the water from a pitcher into the hollow of your left hand, held for the purpose just above the bottom.

Now take a small stick, and by its aid carefully arrange the branches or blades of the plants to suit, then sprinkle a pinch of common table salt on the surface of the water, and your aquarium is started.

STOCKING THE AQUARIUM.

If you wish to do so, you can place the fish in the water at once, but if there is no particular hurry it is advisable to wait a day or two in order to have the water settle and to give the plants a chance to get established. After a lapse of that period you will see most of the plants covered with minute silvery bubbles; these are oxygen bubbles and you may consider your tank charged with same and in perfect condition to support animal life. Now take the wiper and slowly wipe the inside of the glass of the aquarium, making the

motion up and down ; avoid touching the sand, as this would scratch the glass. The aquarium will now appear as clear as if it contained no water at all. Now introduce the fish gently, one at a time, getting them gradually used to the temperature of the water by slowly mixing it with the water in which they were, then add to your collection two or more frog tadpoles and a few pond snails of the rams-horn type to consume the refuse and otherwise decaying matter that will be about.

NUMBER OF SPECIMENS.

The question how many fish can live in an aquarium of a certain size, is equal to: how much money must a person have to be rich? The answer is substantially the same. The shape of the tank and the location in which it is placed determine the number of fish that can comfortably live in it. Should the location be bad as regards light, the amount of oxygen generated in the tank will be small, while if the situation is highly favorable in every respect, the evolution of the life-giving gas will reach its maximum degree.

The quantity of water required for a given number of fish is furthermore regulated by their size and the nature of the treatment they have received before they came into your possession. If, for instance, they were kept in running water, or were newly caught in a large pond, they will naturally require a much larger quantity of water than if they had already been accustomed to a life of captivity. Some fish need a great amount of oxygen, while others get along with remarkably little. An aquarium will stand as many fish as the plants can supply with oxygen.

The only way to ascertain the ability of a tank is by beginning with a few specimens, adding from time to time until

you see by the actions of the fish that you have arrived at the limit.

Fish, in order to be objects of study or enjoyment, should above all things feel comfortable and happy; they must feel "at home," and it is much the better plan to keep only a few choice specimens of a noble type and good habits, and make real pets of these, than to crowd the tank with indifferent stock.

For an aquarium holding from five to twenty gallons of water, and kept for ornamental purposes, two handsome specimens of fringe-tailed goldfish make a striking effect. A similar good effect is obtained when such a tank is stocked with about five fish of different types or varieties. Tanks of the author were seen by millions of people at the various industrial expositions during the last twenty-five years or more, where he had them displayed, and I had good opportunities to notice which arrangement was the most admired. Such a tank as mentioned above brings the arrangement of the rockery and the plants to full notice. The fish appear like so many cattle in a pasture with the edge of a piece of forest as a background. The whole is a living picture continually changing, but always charming. Its perfect silence rests our nerves and imparts a peaceful feeling.

If the aquarium is to be a source of information to children or pastime for invalids, a different course is to be taken and the collection should comprise various types of fish, in order that the different forms, habits and structures may be compared and studied.

CHAPTER X.

GENERAL MANAGEMENT.

There now remain a few remarks to be said in regard to the general management of an aquarium. I say a few remarks, because if the aquarium has been properly started it almost takes care of itself; all that is necessary is to feed the fish regularly every day. One person only should have charge of this, and the fish should be fed as nearly as possible at the same period. Allow for each fish its mouthful of my condensed fish food, "IXL," each feeding time. Should any unconsumed food remain at the bottom, the tadpoles and snails will devour it.

The light for the aquarium should be under full control, for although the collection requires a good light, the direct rays of the sun are injurious to it and should therefore not reach it. A newspaper placed over the side facing the sun, when it shines, is often sufficient protection.

Once or twice a week the inside of the glass should be cleaned with the wiper, thus preventing algae covering it and obstructing the view. This wiper is a flat sponge or thick piece of felt securely fastened to an appropriately shaped metal plate on the end of a stick, or on the flattened and wider end of the stick itself. At the same time the water lost by evaporation should be replaced. A scum that may be present on top of the water is removed by sliding pieces

of newspaper over the water to which the scum will adhere.

Once a week the sediment that has collected between the pebbles, introduced for this purpose, should be removed by the aid of a glass dip-tube or a rubber syphon. Sand that has been displaced by the fish, laying the root of the plants bare, is returned to its proper place with the dredge. This is a little scoop-like instrument of metal, fastened at right angles to a long handle.

Sometimes it happens that a plant is pulled out of the sand by the fish, or accidentally by a visitor; such a plant should be re-planted without delay. Make a hole in the sand with the dredge, and use the dip-tube to hold it down at the roots while these are being covered with pebbles and sand.

Especially useful are these aquarium tools during the winter months, when the water is chilly, as they make it unnecessary to put the hands in the water at all. (See illustrations) p 141.

RE-ARRANGING THE AQUARIUM.

When the aquarium is to be thoroughly cleaned and re-arranged, which should be done once or twice every year, the water is drawn off with a rubber syphon to within about six inches from the bottom. (This water, if practicable, is saved and used again when the tank is re-filled, the older the water the better; water improves by age.) Next take out the rockwork, then all the plants, also the larger pebbles, and now carefully catch and remove the fish, etc., placing them in a clean tin vessel with *plenty of water* of suitable temperature. Take out the balance of the water now and also the sand, but do not move the tank from its

position. After washing the sand particles off the inside of the glass to prevent scratching, clean the entire inside of the tank by rubbing it with ordinary table salt, using the fingers instead of a brush. All the brownish or green matter being taken off, the tank is once more washed with clean water, and is then ready again to receive the collection.

The sand should be well washed in various waters until perfectly clean before it is put back into the tank. Where sand is easily obtained a new supply is preferable.

The rock-work, or the rock used for it, should be scalded and then washed in salt water with a rough sponge or small scrubbing brush before replacing in position.

The plants are then looked over and the most desirable ones selected and planted again without delay, the tank refilled, and fish, etc., returned as soon as possible.

Two or three hours of labor once or twice in a year—what a wealth of pleasure, information and pastime will these bring to a home, school-room or hospital?

I cannot leave this chapter without calling attention to Emerson's words: "What is worth doing at all, is worth doing well."



CHAPTER XI.

SUNDRY DIRECTIONS.

At what season of the year is an aquarium most desirable? The aquarium has no winter, it is in this respect much like a conservatory, it is cheerful during a prolonged season of rough weather, but it is better than a conservatory, because its cooling, refreshing effect cheers us equally well during a dry, hot spell in summer, when just the contrary is the case with the conservatory. This advantage is fully appreciated by many who, through circumstances, have to spend the summer in the city. In addition to the summer scenery with which the aquarium delights us during winter time when in our home, it benefits the sanitary conditions of the apartments that it adorns through its purifying influence on the atmosphere. The great faculty of the water to absorb purifies the air we breathe, and the evaporation from the tank relieves the air of the uncomfortable dryness caused by our modern heating apparatus.

Parties who close their house during the summer may keep their goldfish in a basin of larger surface than the aquarium, sunk in the garden, here forming a miniature lake. Such a basin may be constructed of cemented masonry or wood, similar to one described for a store-tank, but twelve inches deep. Its location should be partly sunny, morning sun preferable, and it should be furnished with sand, rocks and plants, the

same as an indoor aquarium. It must be supplied with an overflow to carry off the surplus water during a storm, and its top covered with a strong wire screen to keep the cats out.

Any vessel used in connection with an aquarium should be absolutely clean. It is best, therefore, to have a special tin-pail exclusively for aquarium use.

Fish should be handled as little as possible, and then with great care. The dip-net used for goldfish should not be funnel-shaped, as this would injure their fins, tails and scales, it also scrapes off too much slime from the body of the fish. This slime is a protective coat for the body, the same as a coat of paint or varnish is a protection to woodwork. This slime is of greater importance than most people think, parts deprived of it are subject to the attacks of fungus and other skin diseases. A dip-net for our purpose should be of soft material and shallow (see illustration page 141). When using it, aim to get the head and lower part of the fish in the net first; now slowly lift the fish from the water, covering it with your left hand to keep it motionless and prevent it from leaping out of the net.

Next of importance to the supply of oxygen for all animal life is the supply of food. Animal beauty depends largely upon the health of the animal. Improper food will make the best of them sick, or at least ill-humored. The contrary being the case if the food consists of what is palatable and wholesome to them. Fish make no exception to this rule. After many years of experimenting, I have succeeded in preparing a food that meets all wants; it is palatable and wholesome to the fish; is in a clean, handy form for the person handling it; of good keeping quality and reasonable in price.

Without wishing in the least to belittle fish foods manufactured by other parties in this or other countries, I recommend my "IXL" fish-food, which I have been using exclusively for my fish for over twenty-five years, as absolutely appropriate for its purpose. If you cannot obtain it from your dealer send for it direct.

The excrements of the fish should be dark, either brownish, greenish or black; if it is white or yellow it indicates over-feeding. In this case add a pinch of salt to the water of the aquarium and stop feeding altogether for two days, reducing their daily allowance after that.

Fish newly obtained should be quarantined for at least a week and carefully observed before adding them to one's collection of choice specimens.

In severely cold weather, goldfish have no appetite, the contrary being the case during hot weather. Their meals should, therefore, be regulated accordingly.

Tadpoles and snails are the scavengers, the Health Commissioners of the aquarium. You can get along for a little while without snails, but an aquarium should never be without tadpoles—one for every two fish in the aquarium.

Water, being absorbent in the highest degree, is easily spoiled. The purest water will be more or less injured and made doubtful for our purpose if it comes in contact with soluble matter. Copper, iron, galvanized iron, zinc, lead and new wood are injurious to water. These should, therefore, not come in contact with the water in which aquatic animals or plants are kept. Mineral specimens (ore) should, for the same reason, be kept out of a collection. Well tinned copper, good tinware and silver are not injurious. If the water of the aquarium turns opaque a day or two after it was filled,


this is no cause for alarm. The water is then undergoing its natural metamorphosis, and it will, in a day or two more, be as brilliant as crystal. When water loses its brilliancy, turning milky, and the fish remain near the surface breathing atmospheric air, the fish may be overfed, and the surplus food, or something else in the tank, is decaying. Find the cause and remove it. Add a good pinch of table salt to the water and aerate it by dipping it up with a cup and splashing it from a height of about 18 inches back again. Do this for five or ten minutes and the fish will feel relieved. Stop feeding for two days also. When water turns greenish it has too much light. Shade the tank with blue paper until it clears, and regulate the window shades better after that. Clear water turning flaky is a sign of an approaching storm.

Should an aquarium tank be filled up to the top? This depends on the style of the casing or frame of the tank. An ordinary plain-framed or all-glass tank should not be filled to the top. It does not look right and endangers the fish, which will accidentally leap out. When the style of the frame is such that it may form a guard above the waterline, then it should be filled to the top (see plate V.).

Tuffstone is a calcarious deposit over groups of reed, grass and moss, ages old. The vegetable matter having disappeared, nothing but the picturesquely-formed deposit is left. It is found a few feet below the surface of the earth, near the river Rhine and in Thuringia (Germany), not far from my birthplace, and also in the northern part of Ohio. The color varies, running from a light grayish-brown to a rust color, according to the locality where it was found. The best specimens for our purpose come from Thuringia, being of good

color, bizarre in shape, no two pieces alike, and light in weight. I introduced tuffstone for the purpose it is now used for first, in 1874. To cement broken pieces or to form rock-work for an aquarium, use equal parts of best Portland cement and sharp sand. It should be soaked in water over night before it is placed in an aquarium.





PART III.

THE PONDS AND THEIR CONSTRUCTION.

CHAPTER XII.

“Withholding facts is robbery.”

ORVILLE DEWEY.

ABOUT FISH-PONDS IN GENERAL.

A basin of water in the open air, so arranged or constructed that the water may be drawn off at any desired time, is called a pond. A body of water not under control, in the full sense of the word, is usually known as a pool or a lake. The dimension of such body of water does not necessarily regulate the name applied to it, as for instance, a pond may either be but a few feet in length and breadth, or it may cover an estate of hundreds of acres in extent, just as the requirements of the case may be.

In countries far removed from the sea-shore, or any other natural source from which fish may be obtained in large quantities, the necessity arises for supplying the want by some means or other. This can only be done by cultivating them on a large scale, and in quantities sufficient to meet the demands of a steady market. The cultivation of fish for the purpose of food has been carried on for many generations, and so far back as the Middle Ages considerable attention was given by the monks to pond culture, in order that they might have a reliable source from which to procure fish during lent.

From those days virtually dates the systematic culture of fish in waters that are thoroughly under control.

At that time means of transportation were meager and very slow, so that the cultivation of fish in the interior was a prime necessity, yet notwithstanding the rapid transit on the railroad of the present time, putting inland places in close connection with the ocean and other natural fish reservoirs, pond culture may be and is carried on with both success and profit. Though the railroad has made the salt-water fish a great rival of that cultivated in fresh water, the latter nevertheless has the advantage of always being marketable and close at hand.

To so successful a degree has pond culture arrived at the present day, that one is enabled to propagate the scaly tribe in quantities without limit.

The fish that was principally, if not to say exclusively, cultivated in ponds in former days, was the famous German carp; the establishments founded three and even four centuries ago being still in successful operation, and may at any time be seen in various parts of Austria and Germany. So thoroughly has the industry been studied that it might almost be dignified with the name of a science. The profits arising from it are enormous, and it may be that interest has had something, if not very much, to do with the pond culture as it is now carried on.

To give the reader an idea of its extent in those countries, it may be said that the carp ponds belonging to the manor of Wittengau number 250, and cover an area of 22,000 acres, the annual yield of fish from which is one-half million of pounds. Similar establishments are found on the manor Königswartha, in Upper Silesia, with 205 ponds, covering 9,000 acres; the manor Peitz-Cottbus (Brandenburg) with 72 ponds, covering 5,600 acres. These and many other large establishments, to say nothing of thousands of ponds scattered all over Central Europe, give ample evidence that the industry is one of magnitude and importance.

In this country the cutting down of timber, the draining of the land, and the establishment of new industries have no doubt greatly increased the value of the soil, but have also influenced the decline in the productiveness of the water.

This is a matter of serious importance, and one which is already claiming the attention of intelligent journalists who see the necessity of fighting the evil ere the remedy is beyond our reach. In fact, the fish industry of the country is one of national interest, and was, not many years ago, the cause of diplomatic difficulty between England and the United States, putting the latter to the expense of millions of money before the matter was satisfactorily adjusted. In view of these facts it will not be long before the necessity of cultivating fish for the market will make itself felt, just as it is in Europe to-day.

The consumption of food-fish, of course, increases with the increase of population, while on the other hand, for reasons given, the supply is rapidly decreasing in quantity and quality. Besides the creeks and rivers are now becoming the sewers into which the washings and dirt of the nation are poured, and the gradual destruction of our fish is consequently taking place right under our eyes.

In the author's opinion, the decrease of our fish is not so much due to the use of small mesh seines, as many pretend, as it is to the increased demand for fish as food. The destruction caused by a few careless fishermen is more than counter-balanced by turtle-hunters and snake-killing boys, the one making it a business, the other engaging in it for sake of the sport, who between them catch and kill a multitude of these voracious enemies of the fish, which, in the water all the time, manage to destroy untold numbers of fish.

The oft-repeated remark, "in former years this river used to be alive with fish," is very well in its way, and is, moreover, true; but it must not be forgotten that in former years there were not so many people requiring them for food.

A bit of forest in which grow a few chestnut-trees was, by the then few village boys said to be "full of chestnuts," but now, when the village has become a large town or city, the few chestnut-trees are not looked upon with the same admiration because, though in equally good condition, they do not furnish chestnuts enough to go 'round.

A piece of land of given size supplies in plenty, vegetables for one family, but if the family increases in numbers, and additions have to be made to the house at the expense of the piece of land, it can no longer furnish the original quantity of food. New land then is added to the field, or, if that is impossible, that remaining is forced to increased production by the use of manures.

Now then, why not apply to pisciculture the rules guiding agriculture, when viewed in this light? The fish-consuming family has inordinately increased, its dwelling is enlarged at the expense of the fish-producing rivers which are now made to serve other purposes. New additions are consequently necessary and possible by the proper use of water-courses that are now going to waste.

Pond-culture is not solely confined to the production of food-fish, there being many large establishments devoted to the exclusive culture of ornamental fish.

The largest of these are also in Europe, one in Oldenburgh covering twelve acres, yielding annually 300,000 goldfish, and affording employment to many people. A still larger establishment is that in Austria, belonging to Baron de Washington.

There are besides many smaller establishments scattered about all over Europe, and generally near the large cities, just as we find florists in the immediate neighborhood of our own cities.

CHAPTER XIII.

THE CONSTRUCTION OF PONDS.

The fish-culturist recognizes three kinds of ponds, which are designated by the source from which they receive their supply.

First, the *creek* and *river ponds*; these are fed from the source that gives them their names, and which may be, in fact, usually is, in the immediate neighborhood. The water may be conveyed to the ponds either by the action of a pump or by means of a drain, the latter undoubtedly being the least expensive, and the most reliable, besides requiring no further attention than to turn on or off when so desired.

Second, *spring-ponds*, those fed by a spring, and it may be said in favor of such ponds that the supply of water is steady and of uniform quality and temperature, besides being free from mud.

Third *sky-ponds*, those that receive their supply from the rain that falls, and which is drained off or runs from the surface of adjoining fields.

The value of a pond is based upon the reliability of its water supply, the quality of the same, as also that of the soil that forms the floor of the pond. Last but not least, is the location of the pond. The locality ought to be such that without any special expenditure of time, the pond can always be under supervision, thus guarding against pilfering upon the part of mischievous boys, the

depredations of muskrats, herons, cranes, etc. The water that supplies the ponds would better come from a spring or be gathered in the manner described for the sky-pond, as by this way one will avoid the annoyance and destruction caused by snakes, muskrats, frogs, etc., that are always found in small rivers and creeks, and which are sure to find their way to the pond, causing much trouble, to say nothing of the money value of that which they destroy. Besides this, the ponds should have some natural protection against the high winds of spring time. This is very well afforded by a clump of trees close by, but much better if the pond is situated in a hollow between two or three small hills. These not only shelter the ponds, but tend to keep them warm by retaining the warmth of the sun in the spring, just at a time when it is most needed. In a warm and protected location of this kind, the fish will spawn several weeks before the ordinary beginning of the season, the young, of course, being ready for sale that much sooner, and the ponds are vacated for a second crop, thus bringing a quicker and more liberal return on the investment.

Lastly, it is of but little use to locate ponds in a neighborhood that does not afford a market for the product, unless, indeed, the amateur should be in correspondence with such parties as would be likely to find it to their interest to handle his stock.

The foregoing remarks on ponds and those which follow are made with an especial view to the culture of goldfish, so that the novice as well as the amateur may get a distinct idea of the proper method of locating and constructing them, for upon this depends the success of the enterprise, and more so when it is engaged in for the purpose of yielding an income.

We come now to a consideration of the immediate and practical points concerning the subject upon which we are engaged and which we wish to see in running order. After having determined to

devote his spare time to the cultivation of goldfish, the amateur will hardly know where to commence or what to do first, neither will he know how to do it. That want the author thoroughly appreciates, and it is his aim to supply it in these pages, at the same time bearing in mind that the great majority will probably have but a small capital with which to commence business, and must necessarily confine themselves to such things as are most needed when making a start. After a beginning has been successfully accomplished, other and useful accessories may be added from time to time that will undoubtedly greatly reduce labor and enhance the enjoyment of the pursuit, for if one does not take any interest in what he is engaged he can not hope to derive from it either pleasure or profit.

The first thing then is to determine on a favorable site for the location of the ponds. This, as previously stated, should be one protected from cold winds and fully exposed to the sun, not forgetting that the soil to form the floor of the ponds should be as rich as possible. It must also be borne in mind for it is a very essential requisite, that every pond must be drawn off at times, and independently of all others. When this can not be accomplished by turning to account the natural declivity or resources of the site, the series *must* be so arranged that this may be accomplished in sections, or, in other words, the ponds so situated that two or three or more, as the case may be, can be emptied at will.

The manner in which ponds are to be constructed in any given case is, as a matter of necessity, to be governed by the circumstances as they exist, anything favorable for them to be taken advantage of and turned to good account. A natural valley or hollow may be dammed up at the lower end, thus enabling the culturist to place his ponds on top of the ground, so to speak, or they may be made by digging out the soil to the required size and depth to receive the frames hereafter to be described.

As before stated, there are many enemies which prey upon the goldfish, and all of which are to be guarded against in the construction of the ponds in which they are expected to live and increase. If left alone and without the protection of man, the circumstances must be exceptionally favorable under which they can thrive and multiply. For the systematic raising of goldfish, therefore, a series of ponds is indispensable, each of which is constructed and arranged to meet the requirements of the specific purpose for which it is intended. All of them, however, are based upon the same fundamental principle and must have adjustable inlets and outlets, otherwise they can not be under complete control, the reason for which a little experience will soon explain. The number of ponds needed for the culture of goldfish does not exceed four, and in their order are the spawning-pond, rearing-pond, storage-pond, and winter-pond. The *spawning-ponds* or "beds" are those ponds in which the parent fish are placed when the breeding time arrives, and are to be kept there throughout the duration of that season, and solely for the purpose of depositing the eggs. The *rearing-ponds* are those in which the young fry is placed or "planted" and to keep them until they are of a marketable size. The *storage-ponds* are for the purpose of keeping saleable stock until wanted, and in a situation readily accessible at a moment's notice. The last in order is the *winter-pond*, in which the parent fish, and those of the younger that are intended for the same purpose, are carried through the inclemencies of the winter.

The greatest depth of all the ponds, the winter-pond excepted, should not be made to exceed twenty-four (24) inches, and this to be at that end where the outlet is placed. From twenty-four inches at one end the depth should gradually decrease until the water depth at the head is not greater than six (6) inches. (See illustration.)

The upper edges of the dams of the ponds should not be less

than six inches above the highest water capacity, thus avoiding overflow during heavy rain-storms; neither should they be less than eighteen (18) in width. It is also necessary that the dams be made very carefully, so that when soaked with water they will not sink or cave in with their own weight. A most excellent material of which to build them consists simply of sod cut into suitable pieces and laid one upon another, just as a stone-mason lays one stone upon the other, the whole when thus laid becomes very solid and compact, and capable of resisting considerable pressure, and will withstand the wear and tear of the weather and the weight of the body when walking over them. Where there is danger prevailing from a

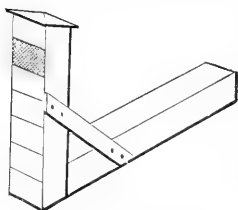


LONGITUDINAL SECTION OF GOLDFISH POND.

sudden freshet in an adjoining creek, it is a wise precaution to build, in addition, a strong dam on the outside and in the direction from which the danger is expected. For greater safety this dam may be in its turn protected with boards, so as to prevent gradual washing away. Each inlet, *i. e.*, the point at which the water supply makes its way into the pond, is to be guarded with galvanized iron netting of a tolerably coarse mesh, about eight to the inch, as a small mesh clogs very readily, and only adds the additional care of keeping it clean. The outlet is formed of two gutters of which one fits in an upright position tightly on the end of the other, which leads through the bottom of the dam, forming a right angle. (See illustration.)

The one leading through the dam is closed tightly on all four sides, but on the upright one the side facing the pond is closed with adjustable sections cut from flooring boards. By means of

these movable parts the level of the water in the pond can be regulated as occasion may require. The overflow, that is, where the water is running out, is guarded by a wire screen of the same sized mesh as before mentioned, and adjustable in the same manner as the other boards protecting the opening.




OUTLET FOR POND.

When it is desirable to drain the pond, one section or board is removed at a time, always taking care to place the wire screen upon the top by letting it slide down into the grooves. (See illustration.)

A most important point, and one to be insisted upon in the construction of ponds, is to so arrange the water supply *that it will at all times be under complete control*. Each pond is to receive its supply independently of all the rest, and the water must also, when need be, be cut off from the pond without interfering with the supply of others. The supply channel must likewise have an independent "run," so that the water it contains when not wanted for use in the ponds, may find its way out of the establishment. This point is one of great importance, especially during heavy rain-storms, as the large increase in the volume of water would cause the ponds to overflow and probably do great damage.





H.M.

CHAPTER XIV.

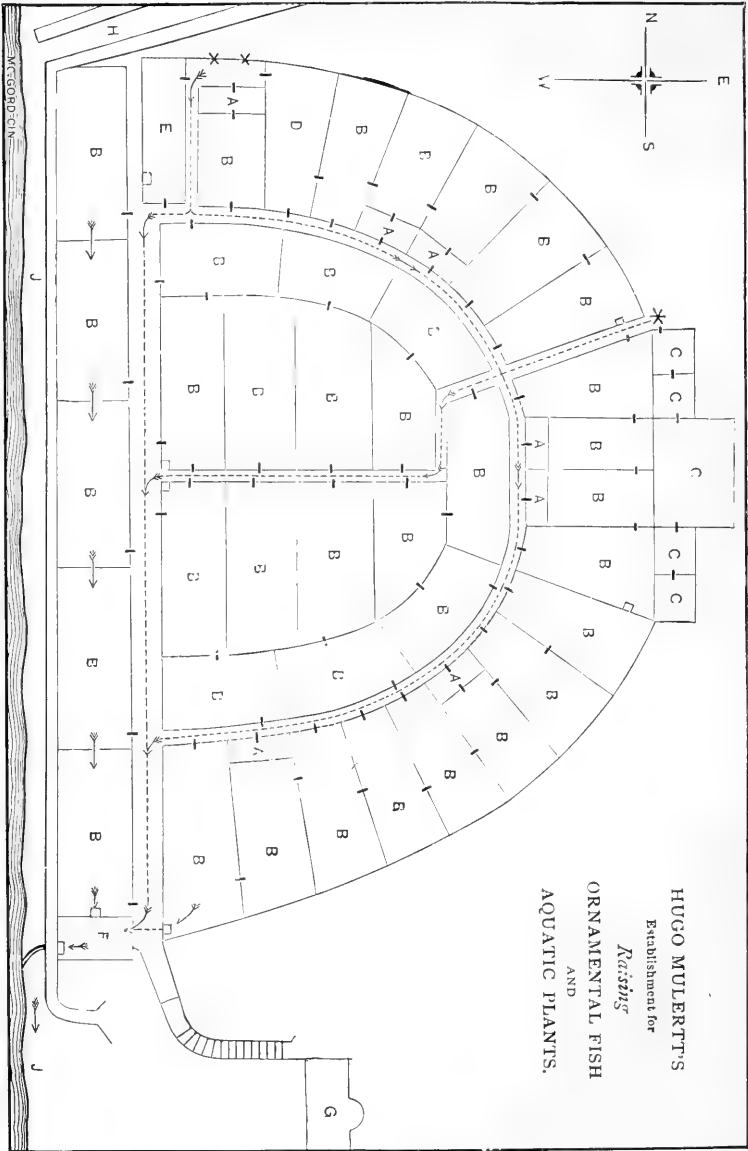
THE AUTHOR'S ESTABLISHMENT.

The accompanying diagram will serve as a reliable guide for the construction and arrangement of a complete establishment for the raising of goldfish.

It will be observed that the ponds are arranged in a semi-circle, not because the "horseshoe" is all the rage, but simply for the reason that the little valley in which they are located is encircled by small but steep hills running in that direction. As previously stated, the disposition of the ponds must of necessity be in accordance with the topography or "lay of the land" in the locality determined upon, and the amateur will have to follow accordingly, though there are changes and modifications that he can make, and in many instances with great advantage.

DESCRIPTION OF PLAN.

- A.—Spawning or propagating beds.
- B.—Rearing ponds.
- C.—Storage ponds and nursery.
- D.—Winter pond.
- E.—Isolated pond for special purposes.
- F.—Catch-basin for stray fish.
- G.—Lodge, where the eggs are hatched.
- H.—Wind-brake and guard against freshets.
- I.—Creek, passing the establishment.
- Star*.—Location of springs.
- Arrow*.—Direction of water flow.
- Dotted lines*.—Supply drain.
- Bracket*.—Outlets.



HUGO MULERTT'S
Establishment for
Raisins
ORNAMENTAL FISH
AND
AQUATIC PLANTS.

M. GORDON

CHAPTER XV.

THE PROPAGATING BED.

Having now had a general view of the ponds, the reader's attention is directed to a detailed study of them, each one separately, the method of their construction, and the reason why they differ from one another; for, being made each with a specific purpose to serve, they of course must be built with that object in view.

The spawning-pond, or "propagating bed," is situated at that end of the rearing-pond where the water makes its entrance. It is a division consisting of a board frame eighteen (18) inches in depth and four (4) feet wide by eight (8) feet long, fashioned very much like the frame of a gardener's hot-bed. This frame, when ready, is to be sunk about two inches into the soil composing the bottom of the pond, and very accurately at that; for if this precaution is not taken, the fish are very apt to escape from the pond through any aperture that may be left. The upper edge of the frame should be not less than six inches above the usual level of the water, thus preventing the danger of overflow. In the side facing the supply drain, about two inches above the water level, and in the other forming the division of the rearing-pond, about one inch *below* this level, small openings for the entrance and exit of the water are cut and carefully covered with galvanized iron-wire gauze, of about eight meshes to the inch.

This box, the bottom of which is formed by the floor of the pond, is to be covered with a well-fitting frame, mounted upon hinges and also covered with galvanized iron-wire netting of one mesh to the inch. This wire screen serves to prevent the approach of numerous enemies that would otherwise greatly interfere with the spawners, if not destroy them altogether. By following the above given directions for the construction of the frame the greatest economy possible can be had, for the lumber in the board as obtained from the dealers, measures twelve (12) and sixteen (16) feet in length, so that the measurements, eight by four feet, can always be had without unnecessary waste of lumber. Besides this, the wire netting is obtained in any length, and also four (4) feet in width, so that here too is a saving of material, and consequently of expense.

Inside of this frame, or box, as it may be called when placed into position, another frame upon which wire netting is stretched, is to be sunk. The size of the mesh is to be such as is best adapted to the size of the fish that are to be placed in the pond. It is very easy to see that this false bottom subserves a very useful purpose, and often saves time that at the moment is otherwise valuable. When, for one reason or another, it is desirable to remove the fish, the only requirement is simply to raise the frame to get it into shallow water, when the whole contents of the pond can be examined at ease.

A spawning-pond, such as the one described, can be, and with propriety too, constructed separately and wholly isolated. But if it is made a division of the rearing-pond, a good advantage is secured, namely, the stream of water that passes through it will carry into the rearing-pond such of the young fish as were hatched from undiscovered eggs. They will thus escape being devoured by the parent, and besides will get into the place intended for them, and where the chances for their growing up are vastly in their favor.

THE NURSERY.

This is merely an apartment temporarily established in the storage-pond, which serves the purpose of protecting the young during their earliest infancy.

THE REARING POND.

This pond differs from the preceding in several respects. To begin with, it is five times as large, the size eight (8) feet by twenty (20) being in many ways the most convenient, as experience has abundantly proven.

In constructing this, as well as the others, it is not absolutely necessary that the outlet should be directly opposite the inlet, though such an arrangement insures the most complete changing of the contents (the water) by the current passing from one end to the other. The location of the outlet and inlet must be determined by the judgment of the builder when seeking to get the best results he can, from the circumstances and surroundings of the locality in which he places his ponds. It *is* necessary, however, that the inlet should be one or two inches above the water level, so that the fish will be prevented from getting into the supply drain, should there happen to be a defect in the guard. In constructing the pond, the remarks applying to ponds in general are to be respected. The dams must reach six inches above the water level, and the floor be as uniform as possible, with a regular incline of from six (6) inches depth at one end to twenty-four (24) inches at the other. The deepest part to be at the outlet, insuring a perfect and even drawing off, whenever that may be needed.

One or two plants, such as *Nymphaea* only, should be planted in the soil of the bottom, as their floating leaves afford shelter to the fish in very hot weather. Besides it offers greater convenience for the fish to reach deep water upon the approach of danger, as in such

cases fish always dart to the bottom, and being there, they get out of the way much sooner. If placed near the outlet, it is also easier to gather the flowers when the plants are in blossom; this is probably a small point, but one that will be appreciated upon trial. Should the plants not be available, one or two pieces of board left floating on the water will answer the purpose. If it is impossible to isolate the rearing-ponds from each other, the consequences are not at all serious, but things should be so arranged that the very large fish are not mixed up with the small ones, as the latter would then be deprived of their share of the natural food the pond itself supplies.

THE STORAGE POND.

This pond is for the sole purpose of keeping the saleable fish where they can easily be secured when desired, assorted according to variety, color and size, and kept in good condition till wanted.

It is to be so located that it will not interfere with the draining off of the other ponds.

Its construction does not differ in anywise from that of the rearing-pond, as indeed it can be used for rearing, if not wanted for nursery purposes (of which we will treat further on), until wanted for its destined purpose.

It is best, however, to divide it with boards into different parts of equal size, so as to secure a general fit of wire covers.

THE WINTER POND.

This is best located close by a spring, so that the constant flowing in of a stream of water of even temperature will prevent the surface of the pond from freezing over entirely, in which case the fish would die. The depth of the pond ought not to be less than three feet, and its sides closely lined with boards or masonry, thus affording

protection from enemies and preventing caving in. The flow of water is to enter at one end, traverse the length of the pond, and leave at the opposite extremity. The dimensions of the winter quarters need not be very large, as during the winter season, fish in a natural state, pass that time in a semi-torpid condition, eat no food, and are not revived until they get the warmth of the sun in early spring.

A compartment of four (4) feet by eight (8), and of the above depth, will carry about fifty fish of eight to ten inches in length safely through the winter.

Where it can be done, the fish may be wintered over in a green house cistern, or in aquaria where they may be under close observation, and at the same time be of some ornamental value. If in the open air, the winter-pond is, of course, to be covered with wire netting to keep out the various birds and animals that would prey upon them; it is also well to protect the greater part of the top with boards, keeping out as much snow as possible.



PART IV.

THE PROPAGATION AND CARE OF THE GOLDFISH

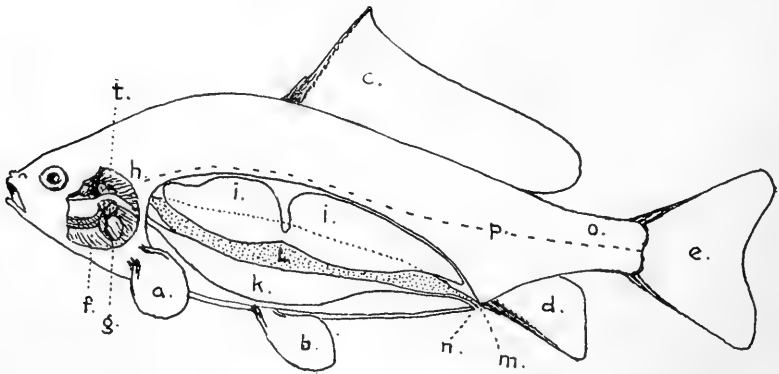
CHAPTER XVI.

“Nature my school, the water my field.”

THE ANATOMY OF THE GOLDFISH.

Before we enter into the details of the propagation of the fish, it is necessary to learn something about its anatomy.

A study of the accompanying cut (which is merely diagrammatic) will greatly assist the reader in getting a clear understanding of the internal arrangement of the several parts with which it is most necessary to be familiar.



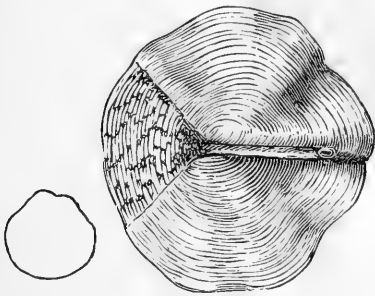
ANATOMICAL SKETCH OF GOLDFISH.

We will consider first the *scales*, as they are almost the first thing to strike the eye. These scales are so arranged upon the surface of the body that they overlap each other just in the manner that a

carpenter lays shingles on a roof, being disposed in such a way that the friction incident upon the movement of the fish in the water is reduced to the smallest proportion. As the fish grows older and larger the scales increase in size.

Near the middle of the body and running along each side of the fish, there is a line or row of scales that possess peculiarities distinguishing them from other scales.

These scales are pierced with a tubular aperture, and the tubes of which they are the exit are quite distinct, and form the so-called "lateral line." Through these tubes a slimy substance or mucus is exuded, which covers the entire body, seemingly for the purpose of making the fish waterproof and of further reducing the friction in the water. These tubes always point from the matrix, or root of the scale, towards



SCALE FROM LATERAL LINE. (Enlarged.)

the tail of the fish. It is scales of this description that naturalists refer to when seeking to learn the species to which the fish belongs, because the peculiarities of their structure differ in them. (See illustration.)

The next thing most noticeable are the *fins*, these being named according to their location upon the body of the fish and subserve various purposes. The *pectoral* fins (fig. a.) are those situated in the place corresponding with the fore-legs of animals, the *ventral* fins (fig. b.) being placed where the hind-legs of animals are found. The *dorsal* fin (fig. c.) is that one found upon the back of the fish. That fin situated behind the anus receives its name from that part, and is known as the *anal* fin (fig d.), while the tail of a fish is properly called the *caudal* fin, (fig. e.)

The water in which the fish lives is very nearly as heavy as the fish itself, the latter then requiring comparatively little strength to move about. The motion necessitating the greatest expenditure of power is that of propulsion forward, and is accomplished by the action of the caudal fin. The pectoral fins are used to change the water in the neighborhood of the gills, thus serving as adjunct respiratory organs.

The ventral fins are mainly useful as a brake when the fish wishes to come to a sudden stop when in motion, or for a backward movement; the dorsal and anal fins serve the purpose of balancing the body.

The *gills*, which are organs of respiration, are situated on each side of the head, protected by "opercles" or gill-covers. (fig. f.) The gills themselves consist of bony arches which are covered with a tissue containing a large number of blood-vessels. As a rule there are four of these arches on each side of the head. The life-giving principle that supports animal life is a gas called oxygen, and as this exists in the water, the function of the gills is to extract it. When the water passes through them, as it does when taken in by the mouth of the fish, and is pressed through the gills, it comes in contact with the blood-vessels, the oxygen being absorbed into the blood for the nourishment of that fluid and the body generally.

It will thus be seen that it is not the water that the fish breathes, as many suppose, but the air contained in it, as can be proved by placing fish in water from which the air has been taken, by prolonged boiling or otherwise.

Fish that are kept in a vessel will come up to the surface where the air can be mixed with the water when that in the water of the vessel has become exhausted. It would seem from the fact that as the fish breathes only the air and not the water, that it could just as well live in the open air, where it could get plenty. Such is not the case however, for the gills are so constituted by nature that they

need something to keep them apart, so that their surfaces may be exposed and perform their functions properly, otherwise they would close together, the blood-vessels would cease to absorb the oxygen, resulting, of course, in the death of the fish. It is necessary, then, that a stream of water should constantly flow through them, as it does, the absorption of oxygen then going on as nature intended.

The *heart* of the fish lies just behind the head and between the gills (fig. g.). It is a muscular organ consisting of three parts, an auricle, a ventricle, and an arterial bulb. The venous or stale blood is pumped into the gills by the heart, where it receives a fresh supply of oxygen. From the gills it is sent to an arterial trunk, lying along the under side of the vertebral column, (fig. h.) from which it is distributed all over the body of the fish.

As fish have no lungs, they can not possess a *voice*.

The goldfish is supplied with a divided *air-bladder* (fig. i. i.) which can be filled or emptied at will. This bladder is a sac formed of a tough membrane, and is situated between the spinal column and the *stomach*. (fig. k.)

It appears that the air-bladder is either for the purpose of increasing the weight of the fish when empty, and decreasing it when full, thus exercising a modifying influence upon the weight of the fish when compared with that of the water.

The *eyes* of the goldfish are well developed, but so far as *hearing* is concerned, opinions differ, and the question is still disputed. It may be stated that if fish hear at all, it is with great difficulty.

It is the custom in some places where fish are kept to call them to their feeding place by the tolling of a bell, and they come, but it is a question whether they come because they hear the *sound*, or that they see the *motion* of the person ringing the bell, or that of the bell itself; this, then, can not be cited in proof of the theory that they hear.

Music or the report of firearms does not affect them at all, but the flash from the discharged gun will scare them. *

Do fish sleep? Yes.

In the act of sleeping they do not close the eyelids, for the very good reason that they have none; neither do they select the night for the purpose. Goldfish have been seen asleep in the broad sunlight of the forenoon, and the same varieties have also been found sleeping at midnight. Their time for resting then, does not occur at stated periods, but whenever the desire comes upon them. The fish may very easily be observed in slumber, remaining perfectly still, the only motion being that of the breathing apparatus and the pectoral fins, the action being very slow but regular. All the other fins are at rest, and the pupils of the eyes appear to be drawn back. The other senses *taste* and *smell* are very well developed.

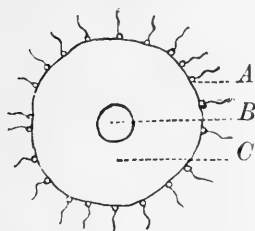
We come now to the consideration of the process of *reproduction*. The organs for this purpose are distributed between two individuals—the male and the female. The *female organs* consist of two sacs located immediately below the spinal column on each side of the air bladder, uniting towards the posterior end in a single oviduct which discharges outside, behind the anus (fig l.). These contain the eggs by thousands and which increase in size when the spawning season arrives, greatly distending the ovarian sacs. The ripe egg when it separates from the ovary, passes through a tube (*the oviduct*) (fig. m,) the opening of which, as before stated, is outside, immediately behind the anus. (fig. n.)

In the *male* fish the spermatic organs which are located the same as the sacs in the female, secrete a thick white fluid which contains innumerable small organic bodies, which when discharged and in a fresh condition, move about, enter the egg, impregnate it and start the development of the embryo. These bodies which are called spermatazoa, consist of an anterior thicker part, the so-called head,

* It has been definitely settled that fishes *do not hear*. They *feel* the vibrations caused by certain sounds. (Third Edition.)

and the more attenuated part or tail. In the water these little organisms can live but one or two minutes, but when taken from the fish and placed in a bottle kept at a proper temperature, they may be preserved alive for six days. This discovery was made by a Russian fish culturist in 1856 and is very important to the artificial propagation of fish as it enables the crossing of different species.

The eggs when first spent in the water have the shape of a slightly pressed in rubber ball, and as soon as they come in contact with liquid, they expand and suck it in through a microscopically small hole. (See illustration.) *The spermatic germs of the male being present in this liquid are thus introduced and fertilize the egg.*



FERTILIZATION OF FISH EGG.

A—Spermatic Corpuscle. B—Germinative Disc.
C—Nutritive Yolk.

The *fecundation* of the egg consists in the entry of the spermatic corpuscles and the subsequent production of a subdivision of the germinative disc, which phenomenon is called the process of “segmentation” or “furling.” This is followed by a series of successive changes, of which the final result is the *embryo*, which, subsisting or being nourished by the yolk, gradually develops into the *perfect fish*.

The young fish when first hatched is supplied with a sac called the *yolk-bag*, from which it derives its nourishment during the early period of its independent existence. When this has been exhausted it is then ready to seek other food and this it finds in various microscopic organisms that exist in profuse abundance in the water. As the fish grows larger and gains strength, other and coarser food is sought and devoured.

CHAPTER XVII.

PROPAGATION.

Among fish culturists it is the universal custom to divide fishes into two classes according to the season in which they spawn; we thus have summer spawning and winter spawning fish. They are further more distinguished as they differ in the mode of depositing the eggs, as some are laid on or in receptacles usually called "nests," especially prepared by the fish for that purpose, and others again are dropped loosely into the water without any precautions having been taken for their protection. In the latter case they again differ in being either "adhesive" or "non-adhesive," in the one instance adhering to anything they may happen to touch and remaining until hatched, in the other sinking to the bottom or floating about at random on the surface.

The goldfish belongs to the summer spawning class, builds no nest and its eggs are adhesive in the full sense of the word. In those fish depositing non-adhesive eggs, the extrusion of them by hand, and their artificial impregnation is profitable, but with the carp-like fishes, a higher percentage of young is obtained when the spawning is allowed to proceed in its natural manner. Besides, their eggs not being mature all at the same time, would make the operation of extrusion an oft-to-be repeated affair, and which, furthermore, would greatly endanger the life of the fish and require much time and attention.



Goldfish raising is therefore confined to:—

- I. Guiding Nature with regard to the “survival of the fittest,” and with it of course the pure strain.
- II. Assisting Nature by securing suitable spawning resorts.
- III. Regulating the spawning season, and
- IV. Protecting their spawn and young.

SELECTION OF BREEDERS.

As soon as the spring weather sets in with sufficient sunshine to affect the temperature of the water, the fish in their winter quarters rise near the surface and become lively again. This is the time to get the spawning beds ready for action. Whatever month or date that may be, is determined by the respective locality of the ponds, viz., their situation in a northern or southern climate, and there, whether they are exposed or protected. The beds are then filled with water to the proper level, and all details concerning the pond are attended to, so that it will be in complete running order. When all is ready, the fish from which it is intended to breed are selected, and right here reside the fundamental conditions upon which depend the production of a good and saleable crop of fish. The fish used to breed from should be healthy in every respect, of good shape and color, and of gentle, fully domesticated habits. All these qualities will be inherited by their young. In regard to the color of the fish, it is of great importance to know at what age this was acquired, as such fish that colored at an age of six to eight weeks transmit the same tendency to their young on an average of 98%. In contrast with this, those fish whose coloring was delayed until the second year, when bred, produce but 5% of young that will color in the first year, while the remainder do not assume their red, yellow, or white coloring until the second year, a great many never changing, always remaining “silver” fish.


The coloring attained by the fish generally remains so, though there are instances in which the red markings may become milky white, and what was previously white changes to red, or black spots may appear, or if present, be lost. This may occur either wholly or in part. A satisfactory reason for this phenomenon can not be given.

The selection of faultless beauties for breeding purposes, however, is not absolutely necessary, such specimens are best kept for exposition purposes. Any fish whose fins may have become injured in any way, by accident or otherwise, but have grown again in some crooked or objectionable shape, are nevertheless perfectly fit for the spawning bed, if they are otherwise in perfect condition, though for ornamental purpose they would be of little account.

It may be remarked in this connection, and with propriety, that certain peculiarities in the shape of foreign fish, *i. e.*, those newly introduced, are in the course of time, lost, when imported into the United States, the change of climate, locality, food, etc., producing gradual changes in their typical forms, assuming or acquiring, so to speak, an American type. In view of this, the culturist should never neglect to infuse new blood into his stock whenever a favorable opportunity offers, for by so doing he can keep it up as near to the original standard as it is possible to do under the change of circumstances.

At the breeding season the sexual differences are plainly revealed to the practiced eye of the patient observer—not before. Upon close inspection the bony plates that cover the gills, the gill-covers, or *opercles*, will be found covered with small white prominences, usually denominated tubercles. *Those fish bearing this distinguishing mark are male fish.* These tubercles appear on the fish when it is in condition for reproduction, and disappear when that function ceases to be in an active state. This period may be of longer

or shorter duration in different individuals, and it will also be seen that the number of the tubercles will vary in the different specimens



HEAD OF MALE GOLDFISH.

upon which they are observed. (See illustration.) The usual method of distinguishing the male from the female by noting the presence of a short dorsal fin is not reliable; in fact, it is not only misleading, but false, as such short, or more properly speaking, "deformed" dorsal fin, is found just as frequently upon female fishes. The tubercles are sharp, very similar to the projections upon a rasp, and seem to have for their function

the assisting of the female to pass its eggs through the canal. This theory is apparently substantiated by the fact that the male uses them in such a manner by pressing against the belly of the female that one is irresistibly led to the conclusion that they can exist for no other purpose.

The females to be selected must show an expanded belly, which evidences the maturity of the eggs, as it has been stated before, that when arrived at that period, they increase in size, and it is by this appearance only that the culturist can decide that the time for the female to spawn has arrived.

It is worse than useless to place in the spawning bed fish that are not in perfect condition to perform the functions, as some goldfish are sterile, and will only disturb the arrangements that have been so carefully made for that purpose. Whether these particular fish will remain sterile for a season or for as long as they live can not be decided. As a rule, it is best to select three females and four males when of good size, or six females and four males, when the former are small yearlings, for each spawning bed. It is also important to

match the sizes of the fish ; should this not be possible, in case the females are larger than the males, two or three males may be required to mate with the females. The best age for spawners is that between two and four years.

The selection having been made, all those fish not wanted for present use are returned to the winter pond.



CHAPTER XVIII.

PREPARING THE SPAWNING BED.

As the goldfish deposits its spawn upon plants that live in the water, it is necessary that the natural condition of things be closely imitated in preparing the bed in which the fish are expected to spawn. These plants can be obtained from any neighboring creek or marsh (that with a gravel bottom preferred). Those marsh plants possessing fibrous roots are either pulled or dug up with their roots entire; they are then washed thoroughly to cleanse them of the adhering mud, and closely examined to see that there are no eggs of other fish or insect larvæ upon them. Having secured enough of these for the present, say half a dozen good clumps for each bed, they are then placed loosely in the water of the bed, along that side where the sun shines upon them in the morning. On these roots the females will deposit their eggs. Later in the season, when aquatic plants have commenced to grow, these roots can be removed and replaced with such aquatics as the Horn or Waxworth (*Ceratophyllum demersum*), and the Canal Pest (*Anacharis canadensis*). These plants are especially good to catch the eggs when dropped by the fish.

The water supply is now shut off from the bed, only an occasional supply being let in to preserve the proper height at which the water should remain.

If the goldfish are kept in places where it is impossible to get them out, and their spawn is wanted, large bunches of the fibrous

roots can be tied to a string fastened to the shore, and allowed to float about upon the water. When containing spawn, they can be brought out merely by pulling the string, when the eggs can be removed and taken care of by the one in charge.

When the fish are wintered over in sheltered localities, as a greenhouse for instance, the spawning season will commence a great deal in advance of that outside. In such a location, spawn may be expected from the middle of February, while that event seldom takes place in the open air earlier than the latter part of April or the beginning of May. When the spawning has begun, it is continued until the setting in of frost, with now and then an interval of a week or two.

In northern climes, where the season is short, it may be lengthened by placing over the spawning bed and nursery frames covered with glass, the principle being the same as that of the gardener's hot-bed. If this is done, it must not be forgotten that in fair weather an abundance of air should be admitted, and also that the bed is to be protected from great and sudden changes of temperature, as either would be fatal; in fact, the breeder is to exercise his intelligence in the matter, for he certainly must know that as he is keeping up a kind of artificial climate, he must not forget to preserve it as evenly as possible, otherwise one cold night would (if the frame had not been replaced after airing the bed) destroy many days of patient toil.

If, in between spawning periods, the fish should rest longer than is desired by the breeder, the males are to be changed from one bed into the other, and the water in the latter well aerated by letting a stream flow through it for a whole day, when the spawning will soon be in full process again.

CHAPTER XIX.

CARE OF THE EGGS.

“In the morning sow thy seed,” says SOLOMON:—This advice of the Sage of the East has many applications to the affairs of every day life, and amongst other things it may well apply to the subject under consideration, not in its literal sense, but in the spirit of the admonition. As the early morning is the best time to sow seed, so is the morning of the season the best time to spawn the fish, as they are then in their best condition for that process, and besides the young will have a much better opportunity to grow without molestation, their most inveterate enemies not appearing until after the season is further advanced. Thus it is that a greater percentage survives, which, becoming marketable before the main crop arrives, bring higher prices and give the culturist encouragement by a quick return upon his labor and capital.

Again our quotation hits the mark, for the earlier the spawn is taken from the bed the greater will be the reduction of losses, as by leaving it exposed, the spawners themselves devour it.

The early morning is the favorite time for the goldfish to spawn, though it is sometimes kept up until noon. The fish are seen chasing each other and rolling over the material thrown into the water for that purpose. Upon inspection of the loosely floating clumps of roots, we discover that they have adhering to them a great many small round watery-white, creamy or yellow colored balls about the size of a pinhead; these are the eggs of the goldfish. The bunches of roots are then carefully removed from the water, and the individual rootlets bearing the eggs are either cut off with a knife or pair of

scissors, or they may be detached with the thumb-nail. Great care must be taken not to disturb the eggs or injure them in any way while detaching the rootlets. They are then placed in a one-gallon candy jar, filled with clear water of the same temperature as that of the bed. Such a jar is best not over-crowded, about one hundred eggs being as many as that capacity can safely and conveniently carry, the object being to give the young fish, when hatched out, plenty of room, both to move about and obtain sufficient fresh water for respiration. When the jars have received their quota of eggs, they are taken into the house or put into some other convenient place selected for the purpose, but in such a situation that they will constantly be under close supervision.

It is best to set them near a window, within the reach of the morning sun, there to remain untouched until the eggs are hatched.

The time required for the hatching varies from two (2) to six (6) days, it taking place most rapidly in warm weather. The temperature of the water, most advantageous for the hatching is between 60° F., and 90° F., more or less is dangerous.

This method of caring for the eggs secures to them a more effective guard against enemies, as well as muddy water, heavy rains, and hail storms, all of which would militate against them if hatched in the open air and in the ponds. The candy-jar system furthermore recommends itself for the hatching of the eggs in this, that the whole process is under complete control and offers every facility for close inspection at all times. The jars can be obtained anywhere, are cheap, and are very convenient to handle, in short, just the thing for the purpose. For convenience of study, the marking of dates, names of varieties, etc., together with any notes that it is desired to make, a piece of paper can be pasted upon the outside of the jar, it will always be there, and the record kept upon it can always be seen at a glance.

CHAPTER XX.

FIRST CARE OF THE YOUNG.

About the second or third day after the young have left the eggs, they become strong enough to swim freely about in the water, and can then be transferred to the nursery, temporarily established in some part of the storage pond, which is generally not in use at this season. Here they are carefully guarded until they become about half an inch in length. For this purpose the storage pond is filled with water to a height of six inches at the deepest part; all living creatures, especially insects and their larvæ, are to be removed with the aid of a fine dip-net. No plants should be placed in the nursery, as it is important that it always be under the control of the eye. Each morning the young are carefully inspected, and any enemies that may happen to have made their appearance must instantly be removed and killed. During the remainder of the time, a cover is kept over the frame in order to prevent the dragon-flies from depositing their eggs in the water, as these, when hatched, are very destructive to the young fish.

As the different lots of eggs are hatched in the jars, and the young become strong enough to swim about, they are placed in the nursery until a division of four by four (4 by 4) feet contains from four hundred (400) to five hundred (500) fish. The next division is then prepared and stocked in the manner described, and so on until all the spawn has been so treated.

At the expiration of about a week from the time the first young were placed in the nursery, the strongest are taken out in the following manner: A candy jar is filled half-full of water from the nursery, and set right in the center of the bed and resting upon the bottom of it. The largest fish are now slowly and gently caught with a small dip-net, one at a time, and immediately in the same careful manner placed in the jar, counting them as they are transferred. It is not advisable to place more than fifty of these little fish in the jar while removing them, neither should they remain in it longer than is necessary to transfer them into the rearing ponds, the whole time consumed in the operation should not exceed a few minutes.

The morning is the proper time of day to perform this operation, as the temperature of the water in the various ponds is at that time most uniform. If the manipulation is done at any other period of the day, it becomes necessary to gradually equalize the temperature, as a difference of a few degrees only would prove fatal to the tender young if suddenly removed from one water to another.





H.M.

CHAPTER XXI.

SETTING OUT THE YOUNG FISH.

The day before the fish are transplanted from the nursery into the rearing pond, the water is let into the latter, but not sooner than this. The reason for this is, that the water, if allowed to stand longer, would produce an over abundance of food, and with it, of course, a host of dangerous insects. If the young fish were put in the pond, while in this condition, the insects would at once give chase and devour them.

The little food these tiny fish require, during their first days of existence, is found in sufficient quantities in the new water. By the time their enemies make their appearance, especially those of the insect kind, the fish have grown too strong for them, and are very well able to look out for themselves.

In transferring the young from the jar, to the rearing pond, it is much better to sink the jar and allow the fish to make their escape at will. This precaution enables them to gradually become accustomed to the change, thus avoiding a shock by the sudden emptying of the jar.

In this manner the young are "planted" in the rearing ponds, at the rate of 250 to each pond, of 8x20 feet in size. Here they remain until they have acquired their coloring, and have grown large enough to be saleable.

This may be variously from six weeks to four months, according to circumstances, and the care expended upon them.

FISH CULTURE IN THE PARLOR.

Though the instructions detailed above were given with reference to cultivation in the open air, yet by following them the same thing can be done in the parlor, but on a small scale, and with limited resources. The writer has often delighted his customers by furnishing them with sprigs of water plants, upon which eggs were adherent. These they hatched in a glass tumbler, placed upon the window sill, gradually increasing the size of the vessel, and consequently the quantity of water as the young grew up, until they were finally ready for permanent residence in the aquarium. Such specimens are generally looked upon with great pride by their owners because they are home-bred and grew up in the midst of the household, where all could watch them and learn a bit of natural history without an effort. The spawn for this purpose can frequently be obtained from any well managed aquarium, if the habits of the goldfish are understood.



CHAPTER XXII.

CARE OF THE PONDS.

It being the intention to raise goldfish for aquarium purposes, this final end must never be lost sight of, for with that end in view we direct all our efforts to make the net result in every way satisfactory. To that effect the water in which they are grown should have no current, neither must there be a continuous supply of fresh water from the outside. The natural habitation of the goldfish is standing water, and if they are cultivated in like conditions, they will the better be fitted for the life of confinement in the aquarium.

It is only necessary to add water to the ponds now and then, just as the fluctuations of the season may dictate, and only in quantities sufficient to preserve a uniform height in the ponds. When additional water is required, it should be turned on from the supply drain, in the day time only, as one can then watch it better and keep out any extraneous matter that may happen to be in the drain.

Under no circumstances should it be allowed to run in during the night, nor in the absence of a reliable person who could turn it off in time, in case a storm should come up. Any possible damage to the ponds can be prevented by keeping out the accumulated water during a heavy fall of rain.

The supply drain should always be kept free from obstructions of any kind, and especially when a storm is approaching, it ought to be examined to see that it will quickly carry off the rainwater without interruption.

The grass and weeds that grow along the edges of the dams are to be kept closely cut, for, if permitted to remain, they not only detract from the appearance of the establishment, but they afford excellent shelter for the numerous enemies that constantly threaten the fish. The ponds themselves require a daily examination, and anything found in them that is not wanted can be removed. Bits of cut grass or leaves from neighboring trees do not harm anything particularly, but they are liable to clog the outlet and cause the water (should a storm of rain arise) to rise to an undue height.

Besides these, there will often be found insects, larvæ, etc., which can be removed with a dip net, while other and larger enemies may appear that will require the services of a trap or the exterminating influence of fire-arms.

When the fish have been taken out of the ponds in the fall (which is done by draining off the water, to be described elsewhere), the soft mud is removed from them with a hoe. This mud, when frozen thoroughly, will make a first-class compost for flower beds in the following spring. The wire guards from the inlets and outlets, together with the adjustable sections from the drain pipe, are taken into the house for safe keeping during the winter, the ponds being left in a dry state until again needed the succeeding spring. The frosts of winter will kill any remaining vermin, purify and fertilize the soil of the bottom while the absence of water will offer no inducement to muskrats, whose advent would greatly damage the dams.

Any projected changes, alterations, improvements, or the construction of new ponds should be completed in the fall, so that everything will be in readiness for the spring; then a late season that crowds spring-work in the fields and garden will be of little consequence, as the culturist is prepared to take advantage of the first coming of warmer weather.

CHAPTER XXIII.

FISHING THE PONDS.

For the purpose of taking the fish from the ponds, the water in the latter is drained off. But before this is done two or more large-sized clean tin vessels are to be provided—tin buckets or wash-boilers will answer very well. Also two dip-nets must be obtained, the one with a handle about seven feet in length, the other a smaller hand-net. The storage ponds are then prepared for their final purpose, and when this is all correctly done, the movable sections at the outlet of the pond containing the fish are removed one at a time. When the water is sufficiently low, the fish are carefully taken out and at once put into the tin vessels, which have previously been partly filled with clear water, assorting the fish according to size, color, etc., at the same time. When this is completed, the fish are put into their respective quarters in the storage pond with as little delay as possible. It is also at this time that the breeder makes his selection of those fish he wishes to breed from; these ought at once to be put into the winter pond.

During this fishing process it is impossible to avoid making the water muddy; so, to prevent the weakening of the fish; the supply drain is opened, allowing a constant stream of fresh water to flow through the pond.

Again the writer admonishes caution; do the work gently and neatly, as every broken fin or lost scale reduces the value of the fish so injured.

DOMESTICATING THE FISH.

When in their respective ponds, it is not necessary to feed the goldfish, as nature provides them with all the food required for their proper growth and nourishment; but when removed to the storage ponds, additional food in small quantities may be given to them. This may consist of stale (but not moldy) white bread, dried in an oven or the open air, and crushed to resemble fine hominy or corn meal. Either of these, or both, in small quantities is strewn on the water; the fish being unaccustomed to it will eat but little at first, neither will they snap at it immediately. Gradually, however, they take kindly to it, and the quantity may be increased, keeping pace with the appetite they evince for it, giving it to them at a regular hour each day.

This feeding is not intended for the purpose of making them grow, but rather to prepare them for the change of diet that will ensue when transferred to their future homes.

When the fish take such food and thrive upon it, they may be considered domesticated, and can be disposed of as pets, they then being in condition to take readily to the more confined life in an aquarium.

When performing work of any kind on or near the ponds, or other receptacle where fish are kept, or in feeding or handling them, a patient and gentle manner is advisable, as it tends to tame the fish by giving them confidence. On the other hand, if they are frequently scared, they become of a wild, restless nature, and will dart away on the slightest provocation.

CHAPTER XXIV.

CARE OF FISH IN STORES.

When fish are kept in tanks as merchandise by dealers, the location of such receptacle should be well lighted, airy, and not permitted to freeze. As was stated in another chapter, it is the oxygen contained in the water that the fish breathes, and it is therefore necessary to consider what means can be employed to keep up a continuous supply of it. One way, the most in use, although the worst for the retail customers, is to keep a stream of water constantly flowing through the tank. Now, this is wrong. Goldfish are intended to live in standing water, and should not be made accustomed to the contrary, as the reversing again of the character of the water often proves fatal to them.

The proper way to keep fish is in pure standing water, to which the necessary oxygen is supplied by the action of aquatic plants; these every dealer in fancy fish is compelled to keep on hand, if he understands the principles upon which the aquarium is managed, and if he wants to make the handling of fish a financial success.


Aquatic plants, when in a healthy condition, exposed to the light, consume the carbon in the carbonic acid gas which is produced by the fish as refuse matter, and give off the oxygen, which in turn is appropriated by the fish. This answers the question as to how many fish can be kept in a certain tank, for it is easy to understand that a locality favorable for the growth of plants will produce the greatest amount of oxygen in the water. Large fish consume more oxygen than small ones, so the proportion of fish to the tank must not be greater than the supply of oxygen the tank can produce. Besides all

this, a light location is more beneficial to the color of the fish, and also affords a better control of the contents. Such a store-tank may consist of a large aquarium with glass sides, or it may be a wooden trough thirty (30) inches in width, ten (10) or twelve (12) inches in depth, and of any convenient length. The frame to form the sides and ends is made of one and one-half ($1\frac{1}{2}$) inch stuff, the bottom being formed of flooring boards, as they are fitted with tongue and groove. To make a tight job, pieces of flag leaves, such as are used by coopers, are laid upon the edge of the frame, and the strips of flooring board nailed down securely, one at a time. The groove in each piece is thickly painted with pure white lead ground in oil, the tongue of the next then being tightly fitted into it, and so on, piece after piece, until the bottom has been completed. The best way, probably, is to nail the flooring crosswise upon the frame, as that makes the trough very strong and capable of carrying a considerable weight of water, the smooth side of the boards is of course turned towards the inside of the tank.

Such a tank, however, when in operation should not contain a greater depth than six (6) inches of water, rather less probably, both for the convenience of catching the fish and the better admission of light. The trough must be kept clean, every now and then removing all the contents and thoroughly sponging the interior.

This may appear to contradict the author's method of managing an aquarium; it may be said in explanation that dealers' tanks are, as a rule, overstocked, and therefore require a somewhat different treatment; they are, in comparison with a regular aquarium, the same as a hotel is, compared with a private residence.

While in the hands of the dealer the fish should receive a limited but regular supply of food, and should disease make its appearance, the sick fish are at once taken out and put by themselves.



CHAPTER XXV.

TRANSPORTATION OF FISH.

The vessel best adapted for the shipment of live fish, to any reasonable distance in this country, is a tin can, clad with wood.

The shipping can should be perfectly smooth upon the inside, so that the fish will be subjected to the least percentage of injury while *en route*. At the upper end the can should taper off, forming a kind of neck or shoulder, similar to that seen upon the common coal-oil can. This makes it easy for the contents to slide out when the vessel is to be emptied. The opening at the top is five (5) inches in diameter, and closed with a perforated lid that is fitted in like the top to a milk can. The perforations consist of half a dozen one-half ($\frac{1}{2}$) inch holes, punched through from the under side of the lid, thus leaving the sharp rim of the holes on the outside where they can do no injury to the fish within the vessel. (See illustration.)



SHIPPING CAN.

The strong, metal guard fastened to the lid is to prevent an accidental closing of the air holes.

Those cans very extensively used in the coal oil trade, and usually designated "wooden jacket cans," are about the very best thing that could be invented for our purpose.

As the Express Companies demand that tin vessels be protected in some manner or other with wood, we find in these vessels the

fulfillment of all requirements of that nature, and at a slight increase in weight. Besides, these cans are readily obtained in the large cities, (and smaller ones, too, in all probability), the only necessity being the enlargement of the opening to make it a complete shipping can for fish.

When it is desirable to make a shipment of live fish, it is necessary to take into consideration their size, the length of time they will be upon the road, and the season of the year in which they are transported, all with reference to the all-important supply of oxygen, without which, of course, the fish cannot live.

The shipping can is filled with pure water, to four-fifths (4-5) of its capacity only, thus providing ample space for the water to splash about during the journey, as it is by this constant motion of the water in the vessel that it is aerated and made capable of supplying the fish with oxygen.

The hour of shipping ought, if possible, to be so arranged that the journey on the road may be made at night, as it is cooler in the summer, does not expose the fish to the great heat of sunlight and the arrival is made usually sometime in the morning or forenoon when those at the destination are on hand to receive them. The cans must be plainly labeled, stating the nature of their contents, so that they may receive more care in the handling from the express agents, consequently running less risk of damage. It is also advisable to notify the party to whom the fish are sent that the shipment has been made, in order that he may take them from the agent as soon as possible, otherwise, if they are left to remain quiet at the express office or freight depot, the fish will be in great danger of their lives from want of proper care.

If the shipping can is an ordinary small tin bucket, such as are on sale at the tinsmith's, the ventilating holes would better be punched in the center of the lid, the remainder being left unmolested,

forming a shoulder against which the water can splash without being spilled. In all cases the lid must be securely fastened with strong twine or wire, so that a jar will not displace it.

The above directions apply more especially to shipments that do not occupy any great length of time in the transit.

If the fish are to be sent great distances over our own country or exported to foreign parts, the safest plan is to put them in a vessel fitted up like a regular aquarium. Japanese goldfish have been sent to Europe with perfect success in the following manner :

A one-gallon candy-jar, (such as are used for hatching spawn) is fitted up in proper style, with sand, water-plants, snails and tadpoles, and filled nearly to the top with pure water. In this may be placed four two inch fish, the top then covered with a perforated tin lid, and the whole set aside for observation for about a week. During this time a tin bucket is obtained of such a size that the entire candy-jar aquarium will nicely fit into it, the top of the jar being neither higher nor lower than the upper edge of the bucket. This tin bucket, or sheath, if you will, serves as a perfect guard against breakage, and *should* any accident occur to the jar, the bucket is on hand to act as a substitute. Furthermore the tin is provided with a convenient handle to carry it by, and for greater security the jar can be retained in its place with a heavy wire bar across the top, so adjusted that it can be removed at will.

On board the ocean steamer, the buckets are suspended by the handles, the water is not changed, neither are the fish fed anything.

As will be seen, the uncovered shoulder of the jar will admit plenty of light, so that the plants can act on the water and keep it fresh, neither can the water in the jar be lost by splashing out, as when this does happen, it merely falls into the bucket, from whence it can be returned; the perforated lid admits the air, but at the same time prevents the accidental escape of the fish.

This description of a trans-Atlantic shipping can is not at all expensive, and is further recommended by its reliability. Make it a rule, however, to ship only such fish as are in perfect health and fully domesticated.

While on the road the water in the can should be changed only in exceptional cases, and then with great care. If the fish become weak it is a sign that they are not in good condition, and that a mistake has been made in preparing them for travel, and the simple changing of the water then will not prevent their dying. The rule is, do not crowd the shipping cans.

When, upon the arrival of a lot of fish, there happen to be any dead ones in the vessel, and the balance weak or in a dying condition, or look slimy and pale, with bloody streaks on the fins or around the scales, it is a sure sign that suffocation has been the cause of the death of some, and will speedily cause that of the others. The living ones should at once be placed in a large vessel in the open air, filled with fresh water, to which a good handful of common table-salt is added. A clean wash-tub answers the purpose nicely, and besides, has the merit of usually being close at hand.

This treatment, if resorted to immediately, will, in most cases, restore the fish to good health.



PART V.

ENEMIES AND DISEASES OF THE GOLDFISH.
REQUISITES, TOOLS, ETC.

CHAPTER XXVI.

"Knowledge is power."

THE ENEMIES OF THE GOLDFISH

It has been stated elsewhere in these pages that the raising of goldfish consists largely in the protection of them against their enemies, and to make the defense most effective it is essential that we know something about the transgressors, for by being acquainted with them and their habits, we can more intelligently combat them. For this end the author has described them in the following lines, adding to those that are less familiar to the general reader, an outline of their natural history and viewing them in the successive stages, during which they endanger the life of the fish.

Before beginning the description of insects, however, it is proper to say that the spawn of the goldfish immediately after its deposition, is sought for by other fish and devoured, the spawners themselves also engaging in this nefarious practice. Those eggs that have escaped the notice of the fish are consumed by various smaller enemies, foremost among which is

THE COMMON POND SNAIL,
(*Lymnea fragilis.*)

which devours them.

THE WATER ASELL.
(*Asellus aquaticus.*)

This little creature, of which the accompanying illustration gives a good idea, is a crustacean, not more than one-half of an inch

in length. It crawls about upon the bottom of the ponds and over the water plants, searching for food, part of which consists of fish eggs, to which they are very destructive, devouring them wherever found.

Another voracious enemy of the crustacean tribe is

THE WATER FLEA

(*Gammarus pulex*.)

or Flea Crab, Buck Crab, etc. This lively little creature is closely related to the shrimp found in the ocean. It furrows through the



THE WATER FLEA (*enlarged*).

THE WATER ASELL (*enlarged*).

water in any direction lying on its side, because its back is naturally bent. (See illustration.) In all stages of its growth it feeds upon the fish eggs, but in turn, furnishes an excellent food for young fish.

THE BOAT FLY

(*Notonecta glauca*.)


or "Shoemaker," as it is commonly called, is a most voracious insect. The body is long, contracted posteriorly, convex above and flat below, having hair at the sides and extremities, which, when spread out, supports the insect upon the water. The head is large and presents a large eye upon each side, giving the possessor the power of vision in all directions. The color of the body is a greenish grey, the wings are white, of the legs,

the four nearest the head are short, but the third pair are very long, different in shape from the others, very much resembling boat oars. When in the water, the insect swims upon its back, using the hind legs as oars for propulsion, while the front ones are instrumental in seizing its prey. Young fish, tad-poles, and also insects, all contribute to supply it with food, to the former, especially, it is a very dangerous enemy. The instrument or weapon with which the insect makes the attack upon the victim is a strong, conical beak.

It is believed that when making the attack, the boat-fly injects poison into the wound it makes, as seems to be proven by the fact



THE BOAT FLY.



LARVA OF DRAGON FLY.

that when once attacked, though subsequently escaping, the victim always dies in a short time. When upon land, this fly crawls along, in an upright position, dragging its oars behind it. In the evening, and at night, it likes to leave the water and make excursions to other ponds or creeks; from this habit the culturist may take warning. Its eggs are deposited against the stems of aquatic plants in the early spring, and again in mid-summer, so that one season produces two crops of them.

The young make their appearance soon after, immediately following the example of the parents by swimming upon the back and eating almost anything they happen to meet. The accompany-

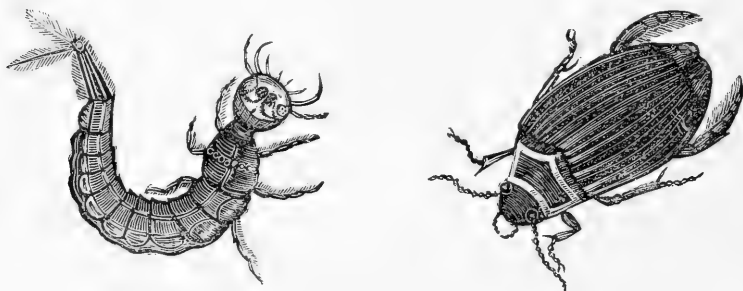
ing illustration shows the insect as seen from below when in the water.

There are two or more varieties of this fly that differ in coloring, and of smaller size than the one described, though all are extremely destructive to the young fish — the one just delineated, more especially.

THE YELLOW-BANDED WATER BEETLE.

(*Dytiscus marginalis*.)

This rather pretty beetle, lives entirely below the surface of the water, never leaving it, except during the night when the air is



YELLOW-BANDED WATER BEETLE AND ITS LARVA.

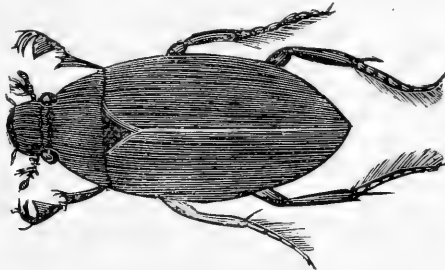
damp or in rainy weather, and then for the purpose of making excursions to other localities. The body is of a greenish black color, encircled with a brownish yellow band — this feature giving it its name. When taken from the water it exudes a milky fluid of a most offensive and disgusting odor. The hind legs are shaped very much like those of the boat-fly, and serve the same purpose. This beetle is very courageous, attacking fish of any size, as large ones have been caught, into whose flesh the beetle had eaten large holes, the beetle itself found in the hole hard at work eating up the fish. The larva, which is produced twice within the same season, lives and grows upon tadpoles and young fish.

When of sufficient size, and the proper time has arrived, it changes into a pupa, which in turn, becomes the perfect beetle. (See illustration.)

THE BLACK WATER BEETLE.

(*Hydrophyllus piceus*.)

As the name indicates, this beetle is black, shining with a rich, purple lustre. (See illustration.) It is of larger size than the preceding, and strong in proportion.



THE BLACK WATER BEETLE.

The beetle itself is a vegetarian, and as such, is not directly dangerous to the fish, its larva, however, is voracious without limit, destroying all that comes in its way.

The female of this species spins a white cocoon around the posterior portion of its body, with the aid of its hind legs, the cocoon, when completed, being the size of a hazel nut. In this it deposits its eggs, and after closing it carefully, fastens it to a floating leaf, adding to it a little projecting point on the top, which by the way resembles a small mast, retires to the water underneath and mounts guard. After a few days the young grubs make their appearance, at first resembling little whitish worms, but possessing six legs near the yellow head.

It is by the motion of these legs that the grub is propelled through the water, continually on the search for something to eat. When at

rest on a water-plant, the head with its fearful apparatus, formed of a strong pincher with two pairs of adjuncts, which can be moved in any direction, is placed in such a deceiving position as to almost always lure an unsuspecting little fish, tad-pole or insect, within its reach.

As the grub gets larger, it turns darker in color, until having attained a size of about four inches in length, it has become nearly black on the back; the under part is then of a creamy white, and the sides have been fringed with hair. In this state its appearance is extremely repulsive, being about as ugly as anything can be imagined. The earliest and best time to destroy them is when the cocoon has been finished, and the female is standing guard in the water beneath, both can then be captured and obliterated, in this way great damage is prevented before there has been an opportunity for development; very much on the principle of the old proverb: "A stitch in time saves nine."

The grubs breathe through the posterior part of the body, and have to come to the surface occasionally for that purpose, at which time they are easily caught with a dip-net.

In general appearance, the color excepted, the grub of the black water-beetle resembles that of the preceding.

The beetle, moreover, is very prolific, spinning several cocoons at two different periods, namely, in the spring and high summer.

Other varieties of this insect exist, the one under discussion being the most dangerous to the fish. So far as the others are concerned, it is sufficient to remember the injunction, allow nothing alive to remain in the company of the fish when newly hatched.

THE DRAGON FLIES.


The dragon flies (commonly known as snake-feeders) may be divided into three classes, all very destructive enemies of the fish.

1. The *Libellula* possesses a short, flat body, about two inches in length. (See illustration).

2. The *Aeshma* is longer than the above, its slender, round body sometimes measuring six inches in length.

3. The *Agrion* is not large, the body small and slender, varying in length from $1\frac{1}{2}$ to $2\frac{1}{2}$ inches.

The wings of the first two named, are, when the insect is at rest, always expanded horizontally, while those of the latter are folded together, pointing backward.



THE DRAGON FLY.

The hind part of the body in all of them is long, slender, and composed of ten rings. On the forepart of the body, they have three pairs of legs, and two pairs of transparent, webbed wings, the latter in some species glitter like gold, in others they are dotted with spots of different color; in the *Agrion* species they are of the same color as the body. The coloring of the bodies of all, especially the *aeshma*, is very brilliant, being of a bright green, blue or scarlet, and sometimes mottled and spotted with various colors.

The eyes are large and prominent, giving the insects a very large field of vision.

They all fly very rapidly, feed upon insects of every description that they catch flying about, and from this fact they may be made useful to destroy the mosquitoes in bedrooms and elsewhere. Although very voracious, they are perfectly harmless to man—they can not injure him in any way. The manner of their copulation is somewhat curious. The male fastens the extreme back part of its body to the neck of the female, and thus attached, both fly about for one or two hours, when, over some water, they separate. The female then deposits her small white eggs by immersing the posterior part of the body in the water, attaching them to the submerged surfaces of water-plants; there they remain until hatched.

The larvæ or grubs of the dragon-flies live in the water; those of the libellula are short and thick, while those of the other genera are more slender, corresponding with the shape of the adult. The color of these grubs varies from blackish-brown to a brilliant green. They breathe through the posterior part of the body, which apparatus is also used to propel them forwards through the water, making them good swimmers.

They are extremely destructive to young fish and fish-eggs, upon which, together with tadpoles and snails, they manage to make a good living. Instead of hunting their victims, they lay concealed in the mud with the eyes only protruding from the surface. Whenever a victim comes within reach, they produce their concealed pincers by a rapid motion, rarely missing the mark they aim at. (See illustration.)

There are instances on record where one of the larvæ of the libellulæ, which was overlooked in the fish-tank, destroyed two thousand (2,000) young fish in a week's time.

After they have attained their full growth, the grubs leave the water, climb upon some object projecting from it, when the perfect

fly makes its appearance through the back of the grub, rising upon its wings into the air as soon as they are unfolded and dry.

The eggs are also produced twice in a season, the grubs from the last deposit, living in the mud during the winter, and produce in the early spring the first dragon flies of the season.

Their natural enemies are the frog and the water-spider. The latter, small as it is, compared with their own size, is, nevertheless a powerful antagonist, attacking them when in the act of depositing their eggs. The attack is made upon the eye, the largest dragon-fly thus being easily overpowered by its small but intelligent enemy.

How strange it is that just those animals with which man has the least sympathy are among his best friends! Such are the toad and the spider!



CHAPTER XXVII.

THE CRAY OR CRAW-FISH

(*Astacus fluviatilis*)

Is also known as the fresh-water lobster, and should be killed whenever and wherever met, as it is very destructive to the eggs of fishes.

It will also occasionally catch a young fish, and often injure others by snapping at them, tearing away parts of the fins and flesh, thus rendering a beautiful and valuable fish wholly valueless as merchandise.

The main damage done by the *craw-fish*, however, is the undermining of the dams, which is not only annoying and costs much time and labor for repairs, but makes it possible for the fish in the several ponds to get mixed by passing from one to the other.

THE WATER-FROGS

(*Ranæ* var.)

As the heading indicates, there is a recognized distinction between frogs, there being water-frogs, tree and grass frogs, the latter in no ways molesting the fish in the ponds, in reality on the contrary, making themselves very useful to the culturist by destroying harmful insects. The common frog is the one we have to guard against, both itself and all its varieties, whose destructive habits far outweigh the little benefit derived from them. Just as soon as they have completed their gradual metamorphosis, and become perfect frogs, they prey upon anything that has life, including young ducks, turtles, snakes and *craw-fish*, as well as fish. Besides this, the adult deposits



its spawn in the ponds, and when the tad-poles are hatched, they consume a great per centage of the natural food found in the pond, thus depriving the young fish of proper nourishment, in this way being indirectly injurious.

The frogs are furthermore dangerous, through their habit of wandering in the night from one locality to another, during their spawning season, and thus often unconsciously introduce into the ponds, the spawn of minnows, which being adhesive, sticks to the skin of the frog, and is, of course, carried about by it.

The frogs make their appearance early in the spring, and it is at that time that they can be most effectually destroyed in the following manner: water is let into one of the ponds, to the height of several inches, in this pond they will collect at night, in order to deposit their spawn. Next morning, most of the frogs themselves can be caught with a dip-net, and the spawn also removed and exposed to the sun to dry up, by merely placing it upon the ground, where the sun can reach it. If this process is systematically carried out, during their spawning season, not many frogs will trouble the establishment during the season. When it appears that all are captured, the pond is drained off, so that any tad-poles that might have been hatched in it will die by being dried up in the sun.

In destroying the frogs the culturist must be careful not to mistake the common American toad (*Bufo americanus*) for the frog, as this innocent creature is worthy of our protection. They may very easily be distinguished by their color, which is brownish and yellow, the skin moreover being warty. Their eggs also differ from those of the frog by the manner in which they are joined together; those of the frog are found in one compact mass, a lump, in other words; those of the toad, in strings; the eggs of tree and grass frogs in sheets. If the amateur will bear these distinctions in mind he will have no trouble ridding himself of a pest and preserving a friend.

It will pay to remove the toad-spawn carefully, and put it into a pond where it can hatch unmolested, which is completed in June or July.

Toads in the neighborhood of ponds and gardens are a blessing, and should not, therefore, needlessly be exterminated.

One of the natural enemies of the frog is the water-spider, which attacks the young in the eye and kills it. Although the water-spider has been repeatedly mentioned as a friend, it is not out of place to keep an eye on him, as he also frequently catches young fish.

SALAMANDERS AND NEWTS.

All the varieties of those tailed batrachians frequent the water in the spring, for the purpose of depositing their eggs or young — some being viviparous. In all the stages of their growth, from the tadpole state to the perfect animal, these creatures are destructive to both the fish eggs and the young fish, they should therefore be kept out of the ponds.

The newts spend their entire life in the water. In certain localities they may exist in such vast numbers that it is necessary to take especial precaution to keep them away.

Neither of these creatures, however, is harmful to man, the larger varieties living in the river, such as the *water-dog* and the *hell-bender*, excepted, nor are any of them poisonous.

They may, with perfect safety, be handled with the bare hand.

As the season advances various other enemies, in addition to those already mentioned, make their appearance. Most particularly must a sharp lookout be kept for

WATER SNAKES.

These will be found concealed near the water's edge, or in the corners of the several ponds. They lie hidden from view, the head

only exposed, all the while playing the tongue in the water. This they do to allure their prey within reach, the fish mistaking it for a worm rush to their certain destruction.

The best means of exterminating them is by the use of some kind of fire-arm. A smooth bore, 22 caliber Flobert gun, loaded with a cartridge containing shot, and a good marksman at the proper end of it, generally makes a combination that forever prevents that snake from exercising his fishing propensities.

If young snakes are about, they may easily be discovered by placing pieces of board here and there about the ponds; these boards are lifted up in the morning, often revealing two or three of the little snakes that had sought shelter there, when thus found they are easily despatched.

A good snake trap was accidentally discovered as follows :

A wire coop made of $\frac{1}{2}$ inch mesh galvanized iron wire netting, served as the dwelling of a couple of muskrats, which the children kept as pets. These having died, the coop was used to confine live frogs, and kept outside of the establishment in the water, just at the point it leaves the ponds.

The next morning a large water snake was found caught in the meshes of the wire, and dead.

It had evidently tried to get into the coop, and help itself to a frog or two, and was thus caught, the wire preventing the entrance of the entire body, the scales of the reptile at the same time precluding the possibility of retreat. Since then this trap, and smaller ones, have been used with very good results, and being simple they are easily made.

Following the snakes, and at the time the ponds are filled with water, one must be on the watch for fish-eating birds, among which are

CRANES AND HERONS,

which, seeing the surface of the water below whilst flying above, are attracted by the glisten, and immediately descend to reconnoitre. These birds visit the ponds at regular hours, wade in the water and catch with consummate skill all the fish they can get. The fact that their stomachs are sometimes found to contain nothing else than crayfish must not mislead the amateur into the belief that they prey only on these crustaceans, as the following fact abundantly proves that they prefer fish whenever they can be obtained. A heron was seen flying towards the ponds; to secure the ever-ready shotgun from the lodge, sneak within range and fire, did not take more than five minutes' time. Yet within that short interval, the bird had captured and devoured three 2½-inch long, brilliantly colored goldfish, which, though already dead when taken out of the bird's stomach, were still perfectly bright, showing conclusively that they had just been swallowed.

If these birds discover that fishing in the ponds pays well, they will become frequent visitors, and, if not killed, soon clean out the establishment. But, as before stated, they come at regular hours, thus affording the one on duty at the ponds an easy chance to be on the watch to kill or trap them.

THE KINGFISHER.

This bird may likewise be expected to visit the ponds, but it generally advertises its arrival with a lusty kar-r-r-r-ack! that may be heard quite a distance.

It selects projections over the water, such as a branch of a tree, a post, or the outlet pipe of the ponds, from whence it shoots down upon the unsuspecting fish, seldom missing. It also supports itself upon its wings immediately over the water, darting down upon its prey with like success.

These birds, although not so easily shot as the crane or heron, may readily be caught in a trap, if the latter is somewhat concealed and laid on the post or outlet pipe, which the birds mostly frequent.

TURTLES AND ALLIGATORS.

These reptiles are both extremely destructive ; the latter, of course, not being found in the Northern States, need not be looked for in that locality. Neither of them, no matter how small, should be permitted to remain in or near the ponds.

THE MUSKRAT.

Not only do these animals destroy the dams of the ponds, but they will also destroy the entire stock of fish, if not stopped in time. Luckily for the fish-culturist, they are easily mastered. One or two muskrat traps of the old fashioned style (Hawley & Norton's No. 1), used by professional trappers in the Far West, can be procured at almost any hardware store for thirty cents apiece, the chain included. The muskrat holes are looked for and will be found leading into the bank and a little below the surface of the water. At a short distance from such a hole (the length of the chain on the trap), a peg is driven securely into the ground, and the free end of the chain fastened to it. The trap is then set *without* bait, and laid a little to one side immediately into the hole, in such a manner that the animal in going in or out is obliged to tread upon the plate that springs the trap and over one or the other *end*, thus it is always caught by one of its legs.

If the trap is placed at right angles with the hole, so that the animal has to walk over the bows, these latter, in coming together, will throw the rat upwards, and fail to catch it.

It is advisable also to catch the muskrats in the surrounding neighborhood of the ponds, as they make excursions during the night to the ponds in order to fish.

This long list of enemies may be increased by adding the *raccoon*, the *mink*, and water-fowls such as *ducks*, *geese*, and *swans*.

In stores where fish are kept in tanks they must be watched and protected from *house-rats* and *cats*, both of which will occasionally make a descent upon the tanks if not prevented.



CHAPTER XXVIII.

THE DISEASES OF THE GOLDFISH.

The goldfish, when in perfect health, carries the dorsal fin in an erect position, in other words, fully expanded. Its colors are very distinct, the body of the fish glistening as though highly polished. The fins appear very clear, translucent, allowing an examination of their structure, they are also very flexible, moving in the water with animation and grace. When closed by the fish, the gill covers fit tightly against the head.

Liveliness is not always an indication of good health, and, on the contrary, sluggishness is no positive evidence that the fish is ill.

But when the brilliant red color fades away into an off-colored pink, or the milky-white portions of the body become intermixed with bloody streaks, or the fins of the fish appear to be coated with something unusual, or seem inflamed and stick together, or are carried close to the body, or when the gill covers appear so swollen that they will not fit tightly in their proper place, then the health of the fish has failed, and danger is close at hand.

Most of the diseases of the goldfish are the direct result of ill-treatment while kept in captivity, and nearly always originate in the breathing apparatus; the gills, when affected, fail to supply the blood with oxygen. Some of the diseases,

to which the fish are subject, originate from improper methods of feeding, and always manifest themselves in disturbances of the stomach, and other digestive organs.

Again there are diseases that make their appearance periodically, the origin of which is involved in as much obscurity as that called "pink-eye," which attacks horses, and of which all have heard more or less.

ASPHYXIA.

This affection is the most commonly met with. The fish become weak, the colors fade away rapidly, the appetite is lost and the fish finally die if the disease is permitted to run its course without hinderance.

The cause of the disease may be looked for in the interrupted functions of the gills. These organs become inflamed by the irritating and poisonous gases that may exist in the water, or by the sudden changes of temperature in the same.

If the disease has not already advanced too far, the ailing individual or individuals should be taken from the collection, placed in a vessel containing a sufficient quantity of water, and in which a number of flourishing aquatic plants are growing.

An even teaspoonful of common salt is then dissolved in the water, the whole then put in a light, well ventilated place, and kept at a temperature between 70° and 80° F. During the first few days no food is necessary, and should not be given, after which the feeding may be re-commenced, beginning with very small quantities, administered at a regular hour each day. As the fish brighten up, and approach convalescence, the quantity may gradually be brought up to the usual amount.

TUBERCULOSIS OR CONSUMPTION.

The first sign of the presence of this disease shows itself in the indifference manifested by the affected individual. They are seen swimming about in a careless, purposeless way, now and then stopping to make the vain attempt to remove something from their gills that annoys them. They are apparently coughing. Their appetite decreases. It is evident that the gills are out of order, they thus failing to take up oxygen for the blood.

As the disease progresses, the fish becomes lean, as seen back of the head, on the back, and the sinking in the abdomen, causing the head to appear too large and out of proportion. The gills become agglutinated which results in the destruction of their structure by decay. Having arrived at this stage the fish is too weak to balance itself and swims head downward, finally standing on it, because it is the heaviest part of its body, and dies in that position.

The duration of this disease varies in different individuals and seasons, it being of shorter duration during cold weather.

The origin of this disease may be traced back to *unnatural treatment* while in captivity, as fish in native waters never get it, and in well managed aquaria they very seldom have it, while in those badly managed they frequently die of this disease. The cause of the disease arises from invisible organisms called *tubercular bacillæ*, these being inhaled by a fish whose breathing apparatus is in the least out of order, infest these organs and destroy them.

The disease proves fatal in all cases, or has invariably done so in the writer's experience, who has so far failed to discover an effective remedy. The disease may be avoided by keeping the aquarium in perfect condition.

SLIME OR ITCH.

This disease generally appears during the colder season of the year, seldom manifesting itself when the weather is warm or hot.

The body of the fish becomes coated with a layer of some whitish substance, the deposit beginning on the back near the head.

This white, slimy substance, when examined under a powerful microscope, reveals a number of parasites darting about hither and thither across the field of the instrument. These minute organic bodies, technically termed *bacterie*, resemble a wood-tick in general shape. They appear to eat into the skin of the fish, destroying that structure, and in consequence interfere very much with the function the skin performs in throwing out poisonous substances that form in the tissues inside. The beautiful colors of the fish disappear from the tainted parts, they becoming quite black. The result of the disease is the death of the fish.

When afflicted with the trouble, the fish can be observed rubbing itself against the plants, the rocks, or in the sand upon the bottom of the aquarium.

The cause of the disease may be found in the usual over-feeding, in which case the remnants of food remain in the water until decomposition sets in. The temperature not being favorable for the production of water-purifying insects, the *bacterie* make their appearance greatly to the detriment of the fish.

The name "slime" has heretofore been applied to this description of disease, but without any apparent reference to the cause producing the trouble. In the author's opinion, it is the presence of the parasites that makes the whole diffi-

culty. They annoy the fish by their presence, their attacks upon its skin setting up an increased flow of blood to the part upon which the thick coat of slime is found. Manifestly the best method of treating the disease is the removal, or rather the prevention, of the cause, for if the *bacteriæ* are not allowed to develop, they of course can do no harm.

Tadpoles and snails should be put into the aquarium to consume any remaining articles of food, and the feeding itself more carefully attended to. Place the aquarium in a warm and light location, adding to the water a pinch of table-salt when filling the vessel.

DROPSY.

Dropsy, as every one knows, is a swelling up of the body, caused by the presence of watery fluid in the tissues, so it is with fish when affected in this way.

It generally begins near the tail, but sometimes about the middle of the body and progresses forward. When it first makes its appearance, a few scales in a circle around the body lose their firm attachment, at this stage, if the affected specimens are immediately removed and placed into water brought from some other locality than that in which they had been when taken ill, they will recover in a short time.

The disease having started, will, if not immediately attended to, spread over the entire body until it becomes almost spherical, so great is the distention of the skin. The scales become erect, giving the fish the appearance of a "ruffed grouse," the eyes at the same time being greatly protruded from their sockets.

During all this while the fish shows a good appetite, and continues to do so until the end, which soon follows.

No cause, as yet, has been found producing the disease; it appears upon fish in Europe, as well as in this country, and also upon fish kept in open air ponds, as well as those inhabiting the aquarium, and in any season of the year, and at any age of the goldfish.

The disease may run a course of four months, at the end of which time it results in the death of the fish. It also seems to be intermittent in character, disappearing for several weeks, and returning again upon the same individual, but always in such cases with fatal effect.

There seems to be no other treatment than making the fish as comfortable as possible, taking that chance for recovery.

ERYSIPELAS.

This disease is indicated by what appears to be a nervous restlessness of the fish. They are seen swimming with very quick motions, darting here and there with great rapidity, and with no other apparent reason than a desire to flee from their torment, for it seems that they suffer from muscular pains. After this extreme activity which covers a period of several days, the fishes (for they all become affected at the same time) huddle together on the bottom of the tank, now and then resuming their mad capers.

The external appearance in this case is characterized by a closed dorsal fin, bloody streaks upon all of the fins, which, moreover, instead of being nicely rounded upon their extremities, as in health, become agglutinated and appear like the spikes upon a catfish. The tissue between the spines decays, the latter looking like the disarranged bristles on a brush; this is the beginning of the end.

The appetite continues in good condition, the fish nevertheless, become lean and weaker each succeeding day until death takes place.

The cause of the disease, also, can be traced to improper methods of feeding, the stomach in consequence becoming overtaxed and the entire system disarranged.

When it does appear, all the fishes are attacked at the same time; the aquarium then should be placed where it will be exposed to the sunlight, the temperature of the locality being kept at about 70° F., and no food administered for about a month. Snails and tadpoles should not be omitted when stocking the hospital tank, as they are excellent scavengers, and by their presence will prevent a complication of diseases.

The diseases described above constitute the main ones we have to expect, and, with the exception of dropsy and tuberculosis, are easily managed, if the treatment is carried out properly.

ACCIDENTS.

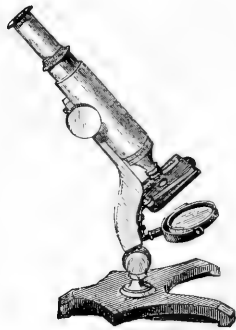
According to the old saying, "accidents happen in the best regulated families," so will they happen to goldfish. In most cases, nature, if left alone, will repair damages with surprising skill, though a little assistance often helps to secure a desirable result. Scales that have been knocked off will be replaced, just as a finger-nail is when bruised.

Injured fins grow again, but the form afterwards does not always assume perfection.

If an eye has been torn out, it will not necessarily kill the fish, as in most cases it heals kindly, and indeed might (for appearance sake) be replaced by an artificial substitute, such as are in use by the taxidermist.

When we wish to assist nature to heal a wound, we must bear in mind that a warm temperature is most favorable for that purpose, and is also not favorable for the growth of fungi, which would certainly collect on the wound and reduce the chances of complete recovery. As an additional guard against the formation of fungus, table-salt, in quantities mentioned above in treating asphyxia, is good, as also is a solution of carbolic acid, five drops to the gallon of water.

We conclude this description of the various diseases with the homely phrase, "an ounce of prevention is worth a pound of cure," so bearing that in mind, one will see to it that his aquaria and ponds do not suffer from neglect, as that always tells upon the fish.



CHAPTER XXIX.

REQUISITES AND TOOLS.

Not many of these are necessary for the raising of gold-fish. In addition to the ordinary gardening tools used in constructing and repairing the ponds, four sizes of *dip-nets* should be kept near at hand.

1st. A large one, consisting of a heavy iron wire ring, about the thickness of a lead-pencil, and measuring about fifteen inches in diameter. This ring is securely fastened to a hickory pole seven feet in length, and covered with heavy mosquito netting, the bag to be about twelve inches deep.


2d. A medium-sized dip-net of oval shape, measuring six inches by ten inches through the center. This is best made of No. 10 brass wire, fastened to a handle four feet in length, and covered with finer mosquito netting, forming a shallow bag similar to the bowl of a spoon. This net is used to remove insects and small fish from the water.

3d. A hand-net of the same size and material as No. 2, with this difference, that the handle may be made of the same wire that forms the frame.

4th. A small dip-net, also made of brass wire, No. 16 or 17, in this case of sufficiently small size to use in removing fish or insects from the hatching-jars.

Several one-gallon candy-jars for hatching the eggs; several tin-buckets, of different sizes, for carrying and removing fish;

a yard or two of mosquito netting; some wire netting of the same mesh as that used in the guards on the outlets; a thermometer, a couple of muskrat traps, if needed, and a gun to dispose of snakes, birds, etc., complete the outfit that is necessary for the proper performance of the work in hand.



EUROPEAN WATER LILY (*Nymphaea alba*).

CHAPTER XXX.

PROFITABLENESS OF GOLDFISH PONDS.

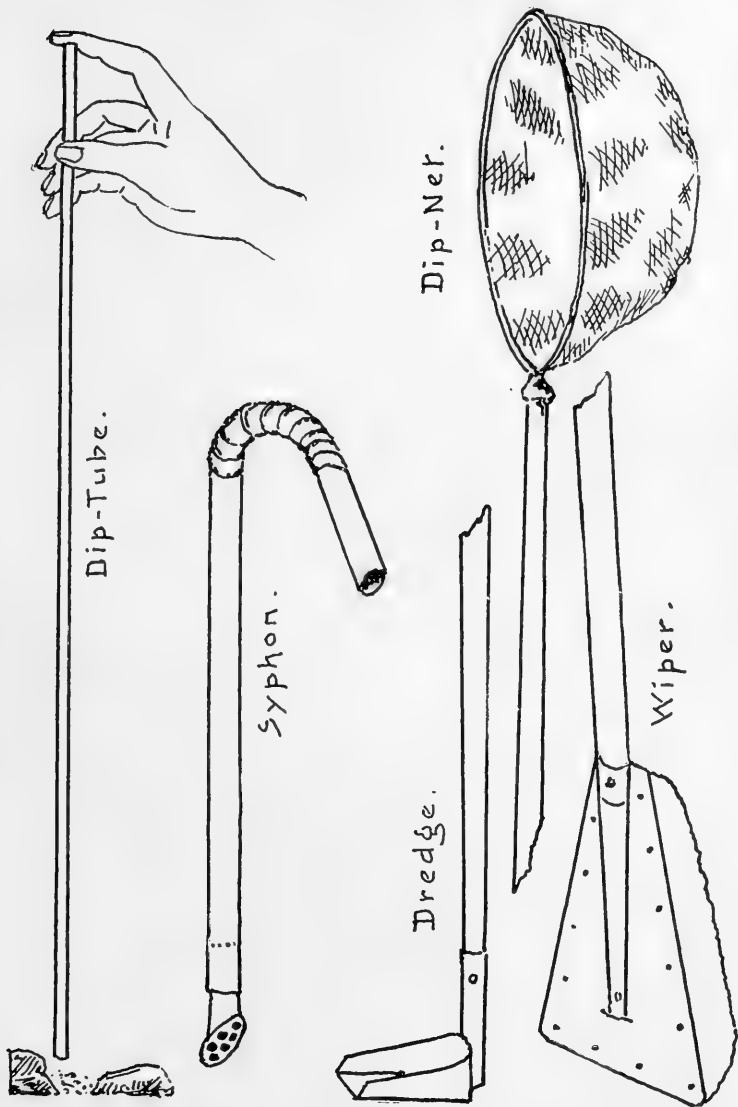
The question will naturally arise in the mind of the reader, should he have any desire to engage in the culture of the goldfish, "Will it pay?" "Are the profits accruing sufficient remuneration for the time and labor expended, to say nothing of the capital invested?" To these questions the best answer is the book upon which the author has expended so much time, for he is certain that the *proper* cultivation of the goldfish will pay, though there are some considerations, the absence or presence of which somewhat determine the result. If looked at from a business point of view solely, it wholly depends upon the local demand for them, though more especially upon the class of customers one is expected to supply. In some places the finer qualities and varieties pay best, as the demand for them comes from a source that is both discriminating and critical, at the same time willing to pay for the very finest that can be had. Such a market is usually found in the larger cities where the wealthy classes generally reside, and it is from among them that the culturist may expect to find a ready and remunerative run of custom. In other places the demand is for quantity not so much care being taken whether the varieties are the best or not; for instance, a gentleman wishes to stock a lake upon his premises or in his garden with ornamental fish, he does not

care especially to invest his money in a few choice varieties, but would rather have a greater number of a less desirable kind in order that the lake or pond may contain them in plenty, so that they can always be seen, no matter from what point.

The percentage of young grown to perfection from a given number of eggs depends altogether upon the attention paid to them, the locality in which they are raised, the season in which they are bred, and the variety to which they belong. The number of saleable fish may thus be but ten, or it may be eighty-five, realized out of one hundred eggs. The rules governing the productiveness of ponds are much the same as those that govern the crops raised from the soil.

There is this difference, however, the raising of goldfish is confined almost exclusively to the nicest season of the year, and makes it a highly interesting out-door recreation, and one that can be begun on the most humble scale at trifling expense, besides being an occupation that any lady or gentleman can indulge in with perfect propriety.







Com. Goldfish.




The Boar.




The Dolphin.



The Comet.






The Nymph.



The Pumpkinseed.



The Disc.




The Globe.





IRIS GERMANICA.



"Books in the running brooks,
Sermons in stones, and good in every-
thing."

ILLUSTRATED PAPERS

on the various questions arising
in the care of an aquarium
or the window garden.

PRICE FIVE FOR
25 CENTS EACH. ONE DOLLAR.

HUGO MULERTT,
(Member of the Imperial Russian
Society of Acclimatization.)

Publisher,

BROOKLYN-NEW YORK.

COPYRIGHT. ALL RIGHTS RESERVED.

MULERTT'S WATERPROOF CEMENT,

IN THE MARKET SINCE 1877.



This Cement is used to stop leaks in sinks, bath tubs, wooden, glass, china, marble, tin or iron vessels, gutters and tin roofs; **to set the glass in aquarium frames**, and **to paint iron surfaces exposed to water**.

It resists the action of fresh and sea water for years, and stops leaks where other cement fails, **does it quickly and permanently**.

Where a water-tight job is wanted, Mulertt's Waterproof Cement is invaluable.

DIRECTIONS.

Mix this powder with *boiled* linseed oil on a saucer or pie plate with the aid of a knife.

1. To stop leaks in a roof, gutter, tub or vessel mix to a thick paste, spread a thin but even layer on a piece of linen or cotton cloth, and paste this over the leak.

2. To set glass into an aquarium frame, mix to consistency of putty, apply the cement as you would glue in gluing two pieces of board together, viz: spread the cement heavily over the frame and then press the glass gently against it.

3. For setting plate glass in tanks where a heavy pressure is expected, or in a case where a repaired tank is to be refilled at once, mix rather stiff, then add copal varnish at the rate of a teaspoonful to every pound of cement, work all well together and apply heavy.

4. If wanted as paint, mix the powder or the mixed cement with boiled linseed oil to consistency of cream.

Put up in one and a half pound tin boxes.

Directions on the label.

Price per box, fifty cents; cash with order.

Send by express only, unless postage at the rate of one cent an ounce accompanies the order.

 **The Trade supplied.**

Address

HUGO MULERTT, Sole Manufacturer,

289 Fenimore Street,

Brooklyn - New York.

THE KNY-SCHEERER CO.

225-233 FOURTH AVENUE,

NEW YORK.

SCIENTIFIC APPARATUS

AND INSTRUMENTS, CHEMICALS, ANATOM. MODELS,

NATURAL HISTORY SPECIMENS

AND PREPARATIONS, WALL CHARTS,

MUSEUM AND NATURALISTS' SUPPLIES.

LANTERN SLIDES. MICROSCOPES AND ACCESSORIES.

SPECIALTIES:

AQUARIA, PRESERVING FLUIDS, GLASS JARS.

DEPARTMENT OF NATURAL SCIENCE.

G. LAGAI, PH.D.

PROPER FOOD FOR ANIMALS

is the foundation of success with them.



Mulertt's Condensed Fish Food "IXL" is the proper food for Goldfish! It is nutritious and wholesome to the fish, producing their typical shapes and colors, and securing that desirable pleasing motion that betells their satisfaction.

The Superiority of this Food is acknowledged in all climes.

It is also cheaper than any other food in the market. Being greatly condensed it is not bulky in appearance, but its nourishing qualities being greater, it goes farther than any other. One twenty-five cent box contains ample nourishment to keep three medium-sized goldfish in perfect condition for a year.

ONCE TRIED, ALWAYS USED.

Price, 25 cts. a box, five boxes for a dollar, prepaid by mail. If you cannot obtain it of your dealer, send for it direct.

Address

HUGO MULERTT, Sole Manufacturer,

289 Fenimore Street,

THE TRADE SUPPLIED.

Brooklyn-New York.

STUMPP & WALTER CO.

*Seed and Bulb Growers
and Importers*

50 BARCLAY STREET,
NEW YORK.

BRANCH STORE:

404 East 34th Street.

TELEPHONE CONNECTIONS.



ESTABLISHED 1869.

HUGO MULERTT, High-Grade Aquarium Supplies


ORNAMENTAL FISH AND AQUARIUM
PLANTS.

Publisher of


Aquarium Literature.

289 Fenimore Street (Flatbush),
NO STORE,
BROOKLYN-NEW YORK.

RECEIVED HIGHEST PREMIUMS IN THIS COUNTRY
AND EUROPE.



OCT 31 1902



LIBRARY OF CONGRESS



0 002 854 162 4